


Inspiring Great Spaces™



RETHINK WHAT'S POSSIBLE  
LAMINATE FLOORING





# Rethink What's Possible

What would your home look like if you had no limits? If the hottest interior trends were entirely affordable... If the most sophisticated designs were tough enough to withstand your lifestyle... If you could fall in love with your floor with no worries and no regrets.

Armstrong® Laminate Flooring makes it all possible: high design, premium quality and practical value — all from the most trusted brand in flooring. When you choose Armstrong, you get the peace of mind that comes from a brand with a 150-year legacy of delighting customers. Join the generations of families that have trusted Armstrong to bring quality, style and lasting value to their homes.



## TABLE OF CONTENTS

### COLLECTIONS

#### ■ COMMERCIAL

Premium Lustre™ .....	10
Premium .....	12

#### ■ PREMIUM

Architectural Remnants™ .....	16
Coastal Living® .....	30
Coastal Living Patina .....	32
Rustics™ Premium .....	34
New England Long Plank .....	50
Grand Illusions™ .....	52

#### ■ BEST

Premier Classics™ .....	56
Exotics™ .....	58
Illusions™ .....	62
Porto Alegre™ .....	64
Slate .....	66
Weathered Way .....	68
Castilian Block™ .....	70
Carmona Stone™ .....	70
Limestone .....	72
Stone Creek™ .....	72
Rustics™ Homestead™ Plank .....	74

#### ■ GOOD

Timeless Naturals™ .....	76
--------------------------	----

FINISHING TOUCHES .....	78
-------------------------	----


PRODUCT GUIDE .....	82
---------------------	----



# The Most Innovative Designs in Laminate

It all begins with the imagination of our design team. Drawing inspiration from art, nature, fashion and culture, they transform the latest interior trends into fabulous floors.

Award-winning Armstrong® imaging technologies give our designers the freedom to create trend-setting looks. They know any extraordinary combination of colors and textures they imagine can be brought to life through exclusive Armstrong technologies.





## Weathered Charm

Inspired by driftwood with its deep grays and warm undertones, the wide planks of Weathered appear to have withstood years of exposure to wind, sun and sea.

The beauty of the coast is translated into a floor with visual texture and natural charm.



Weathered  
L3080



X-Grain Khaki  
L6602



## Rustic Beauty

Rough-hewn planks of white oak are deeply textured with knots and saw marks to create the rustic look of X-Grain. This unpolished look brings to mind the simple country cabins and hand-crafted furniture of generations past while being perfectly in step with current interior trends.





Acacia Cayenne  
L0243

## Exotic Patterns

The exotic pattern and detailed graining of Acacia, a richly colored African hardwood species, transform the floor from a neutral background into a central design element. Hand-scraped texture and random plank lengths add to the realism of this globally inspired style.



## Reclaimed Treasures

Once one of America's most popular hardwoods, American Chestnut is now so rare it is available only as reclaimed lumber, and at a premium cost. The character of chestnut's prominent knots and natural mineral streaks, burnished and stained by years of use, has been recreated with precise accuracy and realistic texture in this extraordinary style.



Reclaimed American Chestnut  
L6604





Sea Wall  
L3082



## Unexpected Materials

Creative designers have taken flooring beyond the standard woods and stones to embrace unexpected materials. Those custom designer looks are now available in laminate. Sea Wall uses random widths and texture to create the effect of precast cement weathered by sand and saltwater. With a shift in color, it becomes Ore, reclaimed metal from the ocean floor, pitted with age for a rich patina.



# More Than Just a Pretty Floor

Beneath the striking beauty and realism of our designs is the quality and durability you expect from Armstrong. Our laminate floors carry the industry's best residential warranties, ranging from 20 years to a lifetime. Many collections are even tough enough to be warranted for commercial use. Like our extraordinary designs, our extraordinary performance is made possible by exclusive Armstrong technologies.



## Natural Beauty

Armstrong's groundbreaking designs are brought to life in such brilliant detail, they are often mistaken for the real thing. **MasterWorks Technology®** and **MasterWorks Technology with VTx™** surface texture create the clearest images, most vibrant colors and most realistic designs in flooring.

## Outer Protection

Armstrong wear protection means you can live life comfortably on your floor without living in fear of damaging it. Our **VisionGuard®** wear surface helps protect against scratches, surface spills, stains, fading, scrapes and wear-through and makes cleaning stress free.

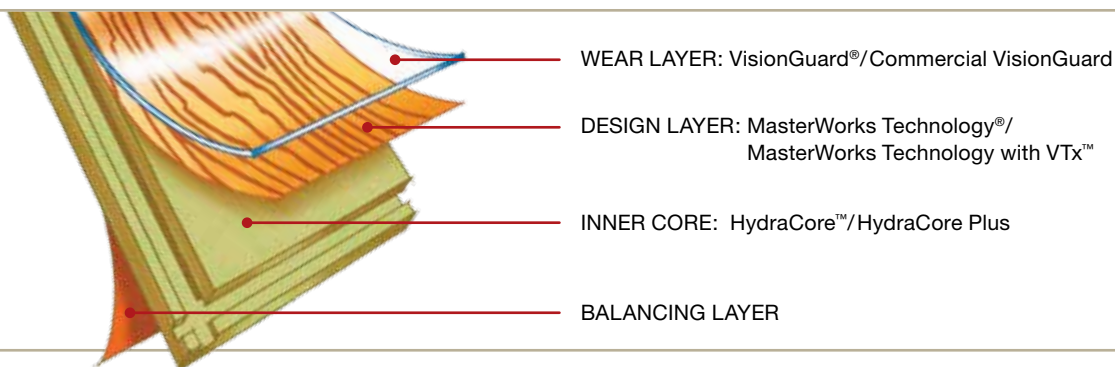
All our floors have an abrasion test rating of AC3 or higher. The higher the AC rating – AC1 to AC5 – the better the wear resistance and durability of the product. Our **Commercial VisionGuard** wear surface provides the ultimate protection with AC4 and AC5 ratings.

## Inner Strength

Armstrong laminate floors are built around our **HydraCore™** core, which helps provide stability, lasting durability and moisture resistance. **HydraCore Plus** provides all the features of HydraCore, plus it gives your floor a more substantial feel and the optimum in sound absorption.

## Easy Installation

Armstrong laminate can be installed in any room in the house – kitchen, living room, basement – even the bathroom. Plus, it installs over nearly any existing floor with no mess and no hassle. **ArmaLock®** aligns for a virtually seamless appearance. **Lock&Fold®** is the fastest and easiest installation available – just lock and fold and your floor is ready to enjoy. For full warranty coverage, we require the use of Premium Quiet Comfort or Quiet Comfort Underlayment (page 79) for all installations.





# Design Matters

At Armstrong, we take extra care to make sure the best techniques are used to enhance our designs. We carefully determine what surface texture, edge treatments and gloss level will bring our floors to life, making them as realistic as possible. We spare no detail, whether it's on our Commercial, Premium, Best or Good products, we make sure all our laminates visually and texturally represent the material they are replicating.





## Texture

Many types of embossing techniques are used to create the best surface texture for each design.

**Embossed-in-register (EIR)** – Creates a dramatic level of realism by accentuating the texture that is aligned with the design image. Examples include knots, chatter marks, wood grain and tile grout lines.

**Overall (OT)** – Texture is applied over the entire surface enhancing the design. The texture does not align to the design image.

**Hand-scraped (HST)** – Consists of a soft to heavy hand-scraped wood effect, often with chatter marks, depending on the design.

**No surface texture (NT)**

## Ends & Edges

The end and edge on an individual plank gives a room that special touch.

**Pressed End/Pressed Edge (PEPE)** – This attribute uses a slower, precise technique that softly presses down the edges of the plank. The edge effect is subtle and offers a premium look.



**Micro End/Micro Edge (MEME)** – A small-cut bevel is created to delineate each plank when installed next to each other. The bevel is small enough to enhance the edge and the end of the plank, but not large enough to collect dirt or dust.



**Square End/Square Edge (SESE)** – No bevel on the ends and edges of a plank. This creates the look of a formal sanded floor or grouted stone and tile.



## Gloss

The level of gloss on a floor is what gives it the “wow” factor. Each gloss is chosen to enrich and feature the design image.

**Low Lustre (LLG)** – A smooth sheen gloss that enhances the design image.

**Low (LG)** – A low gloss that replicates the look of oil-rubbed hardwood or natural stone.

**Medium (MG)** – A mid-gloss that is in between our low gloss and piano gloss.

**High (HG)** – A high gloss formal finish that shines.



# PREMIUM LUSTRE™

## This Commercial Collection Features

The look of premium domestic hardwood in a high gloss piano finish

Collection design features:   

5" wide planks

12mm thick planks for solid feel and sound absorption

Commercial VisionGuard® with AC5 wear layer

**Lifetime† Residential / 15-Year Commercial Warranty**



Blizzard Pine **L8703**



Adrift Pine **L8702**



Summer Tan Fruitwood **L8700**



Candied Cherry **L8701**



Forest Brown Maple **L8704**

## ABOUT COMMERCIAL LAMINATE

Businesses and residences utilizing Armstrong's laminate expect higher traffic on the floor than average homeowners. For that reason, we offer these commercial lines – flooring with Armstrong's renowned beauty, but with our most protective wear layer.

†Lifetime is defined as the life of the original purchaser's installation, or 50 years.





Candied Cherry  
L8701

# PREMIUM

## This Commercial Collection Features

The look of premium domestic and tropical exotic hardwoods with superb durability

Collection design features: 

5" wide planks

12mm thick planks for solid feel and sound absorption

Commercial VisionGuard® with AC5 wear layer

**Lifetime<sup>†</sup> Residential / 15-Year Commercial Warranty**



American Maple **L8712**



Desert Tan Maple **L8709**



Natural Oak **L8713**



Mystic Walnut **L8710**



Exotic Olive Ash **L8708**



Tree Branch Walnut **L8705**

<sup>†</sup>Lifetime is defined as the life of the original purchaser's installation, or 50 years.





## PREMIUM (CONTINUED)

### This **Commercial** Collection Features

The look of premium domestic and tropical exotic hardwoods with superb durability

Collection design features: 

5" wide planks

12mm thick planks for solid feel and sound absorption

Commercial VisionGuard® with AC5 wear layer

**Lifetime<sup>†</sup> Residential / 15-Year Commercial Warranty**



Ornamental Cherry **L8714**



Toasty Jatoba **L8711**



Forestwood Ash **L8707**



Midnight Maple **L8706**

<sup>†</sup>Lifetime is defined as the life of the original purchaser's installation, or 50 years.







Midnight Maple  
L8706

# ARCHITECTURAL REMNANTS™

## This Premium Collection Features

The look of reclaimed pine timber bearing the wear and tear of distress, enhances the aged appearance – 18 unique visuals

Collection design features: 

4.92" wide planks

12mm thick planks for solid feel and sound absorption

Commercial VisionGuard® with AC4 wear layer

**50-Year Residential / 10-Year Commercial Warranty**



Seaside Pine Salt Air **L6635**



Seaside Pine Dockside **L6656**

Award Winning Designs:



As awarded by The Chicago Athenaeum:  
Museum of Architecture and Design.

#### DESIGN FEATURES KEY



= Texture



= Ends & Edges



= Gloss





# ARCHITECTURAL REMNANTS™

## This Premium Collection Features

The look of weathered and recycled white oak with hints of blue and gray paint featuring 18 unique planks

Collection design features:   

4.92" wide planks

12mm thick planks for solid feel and sound absorption

Commercial VisionGuard® with AC4 wear layer

**50-Year Residential / 10-Year Commercial Warranty**



Surf Side Azure Mist **L6633**

Award Winning Designs:



As awarded by The Chicago Athenaeum:  
Museum of Architecture and Design.

#### DESIGN FEATURES KEY



= Texture



= Ends & Edges



= Gloss





Surf Side Azure Mist  
L6633

# ARCHITECTURAL REMNANTS™

## This Premium Collection Features

Weathered teal and gray colors drawn from sea glass, creates an unforgettable room – 18 unique visuals

Collection design features: 

4.92" wide planks

12mm thick planks for solid feel and sound absorption

Commercial VisionGuard® with AC4 wear layer

**50-Year Residential / 10-Year Commercial Warranty**



To The Sea Sea Glass Teal **L6631**



To The Sea Milk Glass Clam **L6632**

Award Winning Designs:



As awarded by The Chicago Athenaeum:  
Museum of Architecture and Design.

#### DESIGN FEATURES KEY



= Texture



= Ends & Edges



= Gloss





# ARCHITECTURAL REMNANTS™

## This Premium Collection Features

A stunning blend of reclaimed, exotic wood looks in  
18 unique visuals

Collection design features: 

5" wide planks

12mm thick planks for solid feel and sound absorption

Commercial VisionGuard® with AC4 wear layer

**50-Year Residential / 10-Year Commercial Warranty**



Global Reclaim Worldly Hue **L6625**



Global Reclaim Worldly Gris **L6657**

Award Winning Designs:



As awarded by The Chicago Athenaeum:  
Museum of Architecture and Design.





# ARCHITECTURAL REMNANTS™

## This Premium Collection Features

The look of nine reclaimed hardwoods in 16 unique visuals

Collection design features:   

3.5", 5.6" and 7.6" width planks\*

12mm thick planks for solid feel and sound absorption

Commercial VisionGuard® with AC4 wear layer

**50-Year Residential / 10-Year Commercial Warranty**



Woodland Reclaim Old Original Dark **L3101**



Woodland Reclaim Old Original **L3102**



Woodland Reclaim Old Original Wood Brown **L6626**



Woodland Reclaim Old Original Barn Gray **L6627**



\*Multi-width planks create a custom designed look.

When installing this multi-width product, a 5" wide plank **MUST** be used in every other row. This sequence must be followed throughout the entire installation.




Award Winning Designs:



As awarded by The Chicago Athenaeum:  
Museum of Architecture and Design.

\*A mix of 3.5," 5.6" and 7.6" wide planks is contained in each carton.

### DESIGN FEATURES KEY

 = Texture  = Ends & Edges  = Gloss





# ARCHITECTURAL REMNANTS™

## This Premium Collection Features

The look of reclaimed hardwoods, each featuring a beautiful texture in combination with authentic colors

Collection design features:   

7.6" wide planks

12mm thick planks for solid feel and sound absorption

Commercial VisionGuard® with AC4 wear layer

**50-Year Residential / 10-Year Commercial Warranty**



Antique Structure Milk Paint **L3100**



Antique Structure Black Paint **L6658**

Award Winning Designs:



As awarded by The Chicago Athenaeum:  
Museum of Architecture and Design.

#### DESIGN FEATURES KEY



= Texture



= Ends & Edges



= Gloss





Antique Structure Milk Paint  
L3100

# ARCHITECTURAL REMNANTS™

## This Premium Collection Features

The look of reclaimed hardwoods, each featuring a beautiful texture in combination with authentic colors

L3103 / L3104 / L3105: 4.9" wide planks

L3106 / L3107: 7.6" wide planks

12mm thick planks for solid feel and sound absorption

Commercial VisionGuard® with AC4 wear layer

**50-Year Residential / 10-Year Commercial Warranty**



Skip Planed Blackened Natural **L3106**



Skip Planed Blackened Brown **L3107**



Saw Mark Oak Natural **L3103**



Saw Mark Oak Gunstock **L3104**



Saw Mark Oak Saddle **L3105**



Award Winning Designs:



As awarded by The Chicago Athenaeum:  
Museum of Architecture and Design.

DESIGN FEATURES KEY

= Texture = Ends & Edges = Gloss





## This Premium Collection Features

Truly distinctive beach-inspired looks that bring to mind the echo of ocean waves and seaside cottages

5.3" wide planks

L3052: 5" wide planks

12mm thick planks for solid feel and sound absorption

VisionGuard® with AC3 wear layer

**30-Year Residential / 10-Year Light Commercial / 5-Year Light Commercial Warranty†**



Sand Dollar Oak **L3048**



Oyster Bay Pine **L3052†**



White Wash Boardwalk **L3063**



White Wash Walnut **L3051\***



White Wash Campfire **L3064**



\*Floor design copyrighted by AWI Licensing Company.

†L3052 Oyster Bay Pine carries a 5-Year Light Commercial Warranty and no Commercial Warranty.





Sand Dollar Oak  
L3048

# COASTAL LIVING® PATINA

## This Premium Collection Features

Unexpected metal, concrete and wood looks that are weathered by the elements

L3081 / L3082: 3.5", 5.6" and 7.6" width planks\*  
Commercial VisionGuard® with AC4 wear layer

L3080: 7.6" wide planks

VisionGuard with AC3 wear layer

12mm thick planks for solid feel and sound absorption

**50-Year Residential / 10-Year Light Commercial Warranty**




Weathered **L3080†**



Ore **L3081\***



Sea Wall **L3082\***






\*Multi-width planks create a custom designed look.

When installing this multi-width product, a 5" wide plank **MUST** be used in every other row. This sequence must be followed throughout the entire installation.

\*A mix of 3.5," 5.6" and 7.6" wide planks is contained in each car ton.

†L3080 Weathered carries a 30-Year Residential Warranty / 10-Year Light Commercial Warranty / 5-Year Commercial Warranty.

### DESIGN FEATURES KEY

 = Texture  = Ends & Edges  = Gloss





# RUSTICS™ PREMIUM

## This Premium Collection Features

This wire-brushed oak look floor is complemented with muted colors and rich graining and features 14 unique visuals

Collection design features:   

6.49" width planks

12mm thick planks for solid feel and sound absorption

Commercial VisionGuard® with AC4 wear layer

**50-Year Residential / 10-Year Commercial Warranty**



WB-Oak Etched Tan **L6642**



WB-Oak Etched Light Brown **L6643**



WB-Oak Etched Gray **L6644**

Award Winning Designs:



#### DESIGN FEATURES KEY



= Texture



= Ends & Edges



= Gloss





## RUSTICS™ PREMIUM (CONTINUED)

### This Premium Collection Features

This rustic floor features knots, mineral streaks and natural graining offering a solid hickory wood-look with 18 unique visuals

Collection design features:



4.92" width planks

12mm thick planks for solid feel and sound absorption

Commercial VisionGuard® with AC4 wear layer

**50-Year Residential / 10-Year Commercial Warranty**



Woodland Hickory Scrapped Golden **L6639**



Woodland Hickory Scrapped Spice **L6640**






Woodland Hickory Scrapped Homestead **L6641**

Award Winning Designs:



#### DESIGN FEATURES KEY

 = Texture  = Ends & Edges  = Gloss





Woodland Hickory Scraped Golden  
L6639

## RUSTICS™ PREMIUM (CONTINUED)

### This Premium Collection Features

With 16 unique visuals, this subtly-scraped solid walnut hardwood look is perfect for traditional or contemporary styles


Collection design features:   

5.59" width planks

12mm thick planks for solid feel and sound absorption

Commercial VisionGuard® with AC4 wear layer

**50-Year Residential / 10-Year Commercial Warranty**



Urban Walnut Scraped Natural **L6636**



Urban Walnut Scraped Bronze **L6637**



Urban Walnut Scraped Chocolate **L6638**

Award Winning Designs:



#### DESIGN FEATURES KEY



= Texture



= Ends & Edges



= Gloss





# RUSTICS™ PREMIUM (CONTINUED)

## This Premium Collection Features

A harmonious mix of three hardwood looks – white oak, red oak and hickory – featuring 24 unique visuals

Collection design features: 

5.6" width planks

12mm thick planks for solid feel and sound absorption

Commercial VisionGuard® with AC4 wear layer

**50-Year Residential / 10-Year Commercial Warranty**



Forestry Mix White Washed **L6620**



Forestry Mix Gray Washed **L6621**






Forestry Mix Brown Washed **L6622**

Award Winning Designs:



#### DESIGN FEATURES KEY

 = Texture  = Ends & Edges  = Gloss





# RUSTICS™ PREMIUM (CONTINUED)

## This Premium Collection Features

The distinct look of premium oak strips, assembled into planks, glazed with stain and enhanced by a subtle undulating surface treatment

Collection design features:   

5" width planks

12mm thick planks for solid feel and sound absorption

Commercial VisionGuard® with AC4 wear layer

**50-Year Residential / 10-Year Commercial Warranty**



Millwork Block Burnt Ombré **L6623**






Millwork Block Burnt Ombré Spice **L6630**

Award Winning Designs:



### DESIGN FEATURES KEY

 = Texture  = Ends & Edges  = Gloss





## RUSTICS™ PREMIUM (CONTINUED)

### This Premium Collection Features

The look of one of America's most well known rare and reclaimed Northern hardwoods that is beautified with natural knots and mineral streaks

Collection design features: 

6.5" width planks

12mm thick planks for solid feel and sound absorption

Commercial VisionGuard® with AC4 wear layer

**50-Year Residential / 10-Year Commercial Warranty**



Reclaimed American Chestnut **L6604**






Reclaimed American Chestnut Sepia **L6624**

Award Winning Designs:



#### DESIGN FEATURES KEY

 = Texture  = Ends & Edges  = Gloss





Reclaimed American Chestnut  
L6604

# RUSTICS™ PREMIUM (CONTINUED)

## This Premium Collection Features

The look of premium domestic and tropical exotic hardwoods with rustic appeal

5.6" to 7.6" wide planks

Commercial VisionGuard® with AC4 wear layer

12mm thick planks for solid feel and sound absorption

**50-Year Residential / 10-Year Light Commercial Warranty**



X-Grain Khaki **L6602**



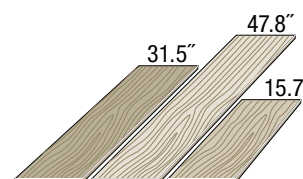
X-Grain Sable **L6603**



Acacia Natural **L0242†**



Acacia Canyenne **L0243†**



†A mix of 31.5", 47.8" and 15.7" long planks create a custom designed look.

Award Winning Designs:



\*A mix of 15.7", 31.5" and 47.8" long planks is contained in each carton.

DESIGN FEATURES KEY

= Texture = Ends & Edges = Gloss





# RUSTICS™ PREMIUM (CONTINUED)

## This Premium Collection Features

The look of an American oak embellished with a soft-scraped texture

Collection design features: **HST** **PEPE** **LG**

5.3" width planks

12mm thick planks for solid feel and sound absorption

VisionGuard® with AC3 wear layer

**30-Year Residential / 10-Year Light Commercial / 5-Year Commercial Warranty**



Homestead™ Plank Harvest Medley **L6647**



Homestead Plank Heirloom **L6649**



Homestead Plank Rugged Khaki **L6561**



Homestead Plank Farm Fence **L6648**



Homestead Plank Roasted Grain **L6563**



Homestead Plank Prairie Brown **L6564**

Award Winning Designs:



### DESIGN FEATURES KEY

**HST** = Texture **PEPE** = Ends & Edges **LG** = Gloss





Homestead Plank Prairie Brown  
L6564

# NEW ENGLAND LONG PLANK

## This Premium Collection Features

The look of an oil-finished white oak floor in a premium 7' 5" long length

Collection design features:



7.6" width planks

12mm thick planks for solid feel and sound absorption

VisionGuard® with AC3 wear layer

**30-Year Residential / 10-Year Light Commercial / 5-Year Commercial Warranty**



Coastline Clam **L6579**



Boston Tea **L6580**






Maritime Gray **L6581**



River Boat Brown **L6582**

### DESIGN FEATURES KEY

 = Texture  = Ends & Edges  = Gloss





# GRAND ILLUSIONS™

## This Premium Collection Features

The look of stunning domestic and tropical exotic hardwoods in an exquisite high gloss piano finish

Collection design features:   

5" width planks

12mm thick planks for solid feel and sound absorption

VisionGuard® with AC3 wear layer

**30-Year Residential / 5-Year Light Commercial Warranty**



Canadian Maple **L3054**



Melbourne Acacia **L3024**



Cherry Natural **L3022**



American Apple **L3057**




Tigerwood **L3027**



Cabreuva **L3025**





# GRAND ILLUSIONS™ (CONTINUED)

## This Premium Collection Features

The look of stunning domestic and tropical exotic hardwoods in an exquisite high gloss piano finish

Collection design features: NT MEME HG

5" width planks

12mm thick planks for solid feel and sound absorption

VisionGuard® with AC3 wear layer

**30-Year Residential / 5-Year Light Commercial Warranty**



Brazilian Jatoba **L3023**



Walnut **L3028**



Heartwood Walnut **L3055**



Cherry Bronze **L3021**



Cherry **L3029**



Afzelia **L3030**







# PREMIER CLASSICS™

## This **Best** Collection Features

The look of distinctively different varieties of hardwood species from traditional to exotic

Collection design features: 

6.2" width planks

8mm thick planks

VisionGuard® with AC3 wear layer

**30-Year Residential / 5-Year Light Commercial Warranty**



Natural Oak **78281**



Natural Hickory **78282**



Antique Oak **78260**



Mountain Walnut **78266**



Grove Park Walnut **78283**



Exotic Timber **78261**






Seneca Hickory **78284**



Brindle Oak **78267**

### DESIGN FEATURES KEY

 = Texture  = Ends & Edges  = Gloss





Brindle Oak  
78267



Country Side Hickory **78285**



Moon Shadow Oak **78286**



Rustic Lodge Oak **78287**



Lakeside Oak **78288**



Oakland Taupe **78289**



English Elm **78265**



Pale Gray Oak **78290**



Hearthstone Gray Oak **78291**

## This **Best** Collection Features

The look of rare pear wood allows you to bring this luxurious species into your home

Collection design features: **NT** **PEPE** **LLG**

5.5" width planks

8mm thick planks

VisionGuard® with AC3 wear layer

**30-Year Residential / 5-Year Light Commercial Warranty**



Lustre Cut Camelback **L4015**



Lustre Cut Cinnabar **L4016**



Lustre Cut Brown Shade **L4017**



Lustre Cut Forest Night **L4018**





# EXOTICS™ (CONTINUED)

## This Best Collection Features

Experience the dramatic color and visual of exotic hardwood looks from around the world

5" wide planks

8mm thick planks

VisionGuard® with AC3 wear layer

**30-Year Residential / 5-Year Light Commercial Warranty**



Tiger Maple **L6535**

OT < MEME > LG



Afzelia **L6552**

HST < MEME > MG



Yorkshire Walnut **L6550**

HST < MEME > MG



Noce Milan **L6549**

HST < MEME > MG



Santos Mahogany **L6551**

NT < MEME > MG



Jatoba Select **L6536**

OT < MEME > LG





Noce Milan  
L6549

## This **Best** Collection Features

The look of domestic and tropical hardwood species that are richly grained and exquisitely high-glossed

Collection design features:   

5.3" width planks

8mm thick planks

VisionGuard® with AC3 wear layer

**30-Year Residential / 5-Year Light Commercial Warranty**



Flaxen Maple **L4002**



Sedona Cherry **L4001**



Autumn Mahogany **L4004**



Native Cherry **L4000**





Flaxen Maple  
L4002

# PORTO ALEGRE™

## This Best Collection Features

Rugged, but refined look of natural slate in a random paver

Collection design features:   

8mm thick tiles

VisionGuard® with AC3 wear layer

**30-Year Residential / 5-Year Light Commercial Warranty**



Glacier **L6584**



Amber **L6583**



Adobe **L6586**



Steel **L6585**







# SLATE

## This Best Collection Features

Rugged, but refined look of natural slate

Collection design features:   

8mm thick tiles

Commercial VisionGuard® with AC5 wear layer

**30-Year Residential / 5-Year Light Commercial Warranty**



Ivory Sand **L6568**



Natural Beige **L6571**



Grey Stone **L6569**



Pebble Dust **L6570**






Ebony Mist **L6572**

### DESIGN INSPIRATIONS

Traditionally, stones and ceramics have been installed in rows with grout lines connected, as shown on the left. Installing stones and ceramics in a staggered design will give your room a whole new look and add geometric interest to your space.



#### DESIGN FEATURES KEY

 = Texture  = Ends & Edges  = Gloss





Ebony Mist  
L6572

# WEATHERED WAY

## This **Best** Collection Features

Randomly set blocks of tumbled stone create the look of weathered elegance

Collection design features:   

8mm thick tiles

VisionGuard® with AC3 wear layer

**30-Year Residential / 5-Year Light Commercial Warranty**



Antique Cream **L6575**



Earthen Copper **L6578**



Euro Terracotta **L6577**



Roman Gray **L6576**





Antique Cream  
L6575

# CASTILIAN BLOCK™ & CARMONA STONE™

## This **Best** Collection Features

The look of elegant pavers and tiles with the distinct character of subtly shaded Spanish stone

8mm thick planks

VisionGuard® with AC3 wear layer

**30-Year Residential / 5-Year Light Commercial Warranty**

### CASTILIAN BLOCK



Rambla **L6544**



### CASTILIAN BLOCK



Puesta del Sol **L6543**



### CASTILIAN BLOCK



Pizarra **L6542**



### CARMONA STONE



Piedra **L6545**



### CARMONA STONE



Rio Verde **L6546**







# LIMESTONE & STONE CREEK™

## This **Best** Collection Features

The look of beautiful stone and ceramic design,  
plus the durability of laminate

8mm thick planks

VisionGuard® with AC3 wear layer

**30-Year Residential / 5-Year Light Commercial Warranty**

### LIMESTONE



Linen Sand **L6573**



### LIMESTONE



Tawny Beige **L6574**



### STONE CREEK



Glace **L6557**



### STONE CREEK



Camino **L6555**



### STONE CREEK



Sienna **L6558**






### STONE CREEK



Azul **L6556**



#### DESIGN FEATURES KEY

 = Texture  = Ends & Edges  = Gloss





# RUSTICS™ HOMESTEAD™ PLANK

## This **Best** Collection Features

Invite the charm of a centuries-old hardwood floor into your home

Collection design features:



5" width planks

8mm thick planks

VisionGuard® with AC3 wear layer

**30-Year Residential / 5-Year Light Commercial Warranty**



Dakota Oak **L6540**







Dakota Oak  
L6540

# TIMELESS NATURALS™

## This Good Collection Features

Timeless hardwood looks in an array of popular colors

Collection design features: 

7.6" width planks

7mm thick planks

VisionGuard® with AC3 wear layer

**20-Year Residential Warranty**

### SINGLE PLANK VISUALS



Light Gray Oak **L0015**



Hickory Natural **L0012**



Oak Natural **L0011**



Dark Gray Oak **L0016**



Cherry Hickory **L0014**






Brown Hickory **L0010**



Brown Walnut **L0013**

#### DESIGN FEATURES KEY

 = Texture  = Ends & Edges  = Gloss





Brown Walnut  
L0013

#### MULTI-STRIP VISUALS



Natural Maple **L0017**

2-Strip Visual



Classic Oak **L0018**

3-Strip Visual



Classic Cherry **L0019**

3-Strip Visual



Classic Walnut **L0020**

3-Strip Visual

# Finishing Touches

For a finished look and smooth transitions to adjoining flooring surfaces, Armstrong offers a complete selection of coordinated trims and moldings in all species and colors.



## T-MOLDING

Fills the gap at doorways, and finishes spaces between the two areas of laminate flooring.



## STAIR NOSE

Used where laminate flooring meets a step down or landing, or great for staircases.



## QUARTER ROUND

The classic finish to your laminate floor, used where wall and flooring meet.



## MULTI-PURPOSE REDUCER/THRESHOLD

Provides a smooth transition from your laminate floor to another type of flooring at a lower height. Also, finishes the space where laminate flooring ends against a vertical surface and where a quarter round cannot be used such as, sliding glass doors, against cabinet toe kicks, or carpet.



## FLUSH STAIR NOSE

The durability of Armstrong's laminate flooring makes a great choice for staircases.

# Aluminum Molding

- Full assortment of ADA-compliant trims and moldings
- All colors can be used with any floor
- Provides enhanced durability
- The 3-in-1 trim contains the reducer and threshold add on components, therefore any of the 3 profiles can be obtained; track is included with the 3-in-1 bundle (see page 82 for details)

## ALUMINUM TRANSITIONS



## REDUCER

Provides a smooth transition from your laminate floor to another flooring at a lower height.



## THRESHOLD

Finishes the space where laminate flooring ends such as, sliding glass doors, wall bases, door thresholds and carpet.



## T-MOLDING

Fills the gap at doorways and finishes spaces between the two areas of laminate flooring.






# Installation

## Lock&Fold®

Lock&Fold® technology is the industry’s fastest and easiest installation system. No angling of the short end and then the long end – simply lock and fold. Reduced installation time means you can enjoy your new floor sooner with less interruption to your home.



## Underlayment

Armstrong has engineered a line of underlayments to be used when installing laminate floors. The use of quality underlayment is critical to a successful installation and should be installed prior to laying planks. Use the pre-applied tape for a seamless moisture barrier, especially over concrete. These underlayments can also be used with any floating floor installation.

	PREMIUM	
	S-1836 Quiet Comfort™ Underlayment	S-1837 Quiet Comfort Underlayment
Moisture Barrier	...	...
Lifetime Warranty*	...	...
Superior Noise Reduction	...	..
Greater Underfoot Comfort	...	.

\*When installed with Armstrong laminate flooring.



# Warranty

Trusted for uncompromising quality and integrity, Armstrong backs its laminate flooring products with the best warranties in the industry.

## COMMERCIAL, LIGHT COMMERCIAL & RESIDENTIAL WARRANTIES

Buy Armstrong flooring with confidence. Armstrong guarantees to the original purchaser that, for the length of the product warranty, Armstrong laminate flooring:

- Will not stain\*\*
- Will not fade from sunlight or artificial light\*\*
- Will not show wear-through\*\*
- Will not contain manufacturing defects
- Will resist water damage caused by normal household spills and cleaning when our recommended installation and cleaning practices are used\*
- Will not unlock at the seams

For complete details of our limited warranties, please visit [www.armstrong.com](http://www.armstrong.com) and refer to our Laminate Floor Care and Warranty Guide.

\*Residential warranty only

\*\*Under normal household use when maintained in accordance with our recommended maintenance guidelines.

## Easy Care

Maintaining the beauty of your floor couldn't be simpler. Just sweep or vacuum as needed. Clean periodically with Armstrong® Hardwood & Laminate Floor Cleaner, and be sure to wipe up spills immediately.



### ARMSTRONG® HARDWOOD & LAMINATE FLOOR CLEANER

Specially formulated for Armstrong laminate floors.

- Ready-to-use formula
- Requires no rinsing
- Simply spray and wipe or mop!

Hardwood & Laminate Cleaner Spray	<b>S-908</b>
Hardwood & Laminate Floor Cleaner System	<b>S-304</b>
Hardwood & Laminate Floor Cleaner Refill	<b>S-907</b>



# Laminate Quick Reference Guide
















COMMERCIAL	Collection	Thickness	Width	Durability and Performance	Installation	Warranty
	PREMIUM LUSTRE™	12mm	5"	Commercial VisionGuard®: AC5, HydraCore™ Plus	Lock&Fold®	Lifetime Residential, 15-Year Commercial
PREMIUM	PREMIUM	12mm	5"	Commercial VisionGuard: AC5, HydraCore Plus	Lock&Fold	Lifetime Residential, 15-Year Commercial
	ARCHITECTURAL REMNANTS™					
	Seaside Pine / Surf Side / To The Sea / Global Reclaim	12mm	5"	Commercial VisionGuard: AC4, HydraCore Plus	Lock&Fold	50-Year Residential, 10-Year Commercial
	Woodland Reclaim	12mm	3.5"; 5.6"; 7.6"	Commercial VisionGuard: AC4, HydraCore Plus	Lock&Fold	50-Year Residential, 10-Year Commercial
	Saw Mark Oak	12mm	4.9"	Commercial VisionGuard: AC4, HydraCore Plus	Lock&Fold	50-Year Residential, 10-Year Commercial
	Skip Planed / Antique Structure	12mm	7.6"	Commercial VisionGuard: AC4, HydraCore Plus	Lock&Fold	50-Year Residential, 10-Year Commercial
	COASTAL LIVING® PATINA					
	Ore / Sea Wall	12mm	3.5"; 5.6"; 7.6"	Commercial VisionGuard: AC4, HydraCore Plus	Lock&Fold	50-Year Residential, 10-Year Commercial
	Weathered	12mm	7.6"	VisionGuard: AC3, HydraCore Plus	Lock&Fold	50-Year Residential, 10-Year Commercial
	COASTAL LIVING	12mm	5" & 5.3"	VisionGuard: AC3, HydraCore Plus	Lock&Fold	30-Year Residential, 10-Year Light Commercial, 5-Year Commercial
	RUSTICS™ PREMIUM					
	Urban Walnut / Forestry Mix / Acacia*	12mm	5.6"	Commercial VisionGuard: AC4, HydraCore Plus	Lock&Fold	50-Year Residential, 10-Year Commercial
	Woodland Hickory / Millwork Block	12mm	5"	Commercial VisionGuard: AC4, HydraCore Plus	Lock&Fold	50-Year Residential, 10-Year Commercial
	X-Grain	12mm	7.6"	Commercial VisionGuard: AC4, HydraCore Plus	Lock&Fold	50-Year Residential, 10-Year Commercial
	WB-Oak / Reclaimed American Chestnut	12mm	6.5"	Commercial VisionGuard: AC4, HydraCore Plus	Lock&Fold	50-Year Residential, 10-Year Commercial
BEST	Homestead Plank	12mm	5.3"	VisionGuard: AC3, HydraCore Plus	Lock&Fold	30-Year Residential, 10-Year Light Commercial, 5-Year Commercial
	NEW ENGLAND LONG PLANK**	12mm	7.6"	VisionGuard: AC3, HydraCore Plus	Lock&Fold	30-Year Residential, 10-Year Light Commercial, 5-Year Commercial
	GRAND ILLUSIONS™	12mm	5"	VisionGuard: AC3, HydraCore Plus	Lock&Fold	30-Year Residential, 5-Year Light Commercial
	PREMIER CLASSICS™	8mm	6.2"	VisionGuard: AC3, HydraCore	Lock&Fold	30-Year Residential, 5-Year Light Commercial
	EXOTICS™	8mm	5" & 5.5"	VisionGuard: AC3, HydraCore	Lock&Fold	30-Year Residential, 5-Year Light Commercial
	ILLUSIONS™	8mm	5.3"	VisionGuard: AC3, HydraCore	Lock&Fold	30-Year Residential, 5-Year Light Commercial
	RUSTICS™ HOMESTEAD™ Plank	8mm	5"	VisionGuard: AC3, HydraCore	Lock&Fold	30-Year Residential, 5-Year Light Commercial
GOOD	STONES & CERAMICS	8mm	12" & 16"	VisionGuard: AC3, HydraCore	ArmaLock®	30-Year Residential, 5-Year Light Commercial
	TIMELESS NATURALS™	7mm	7.6"	VisionGuard: AC3, HydraCore	ArmaLock	20-Year Residential

\* Planks are three lengths

\*\* Planks are 7' 5" length

# Product Guide

## COMMERCIAL

PREMIUM LUSTRE™ PREMIUM	Plank Design*	Item No.	Reducer/ Threshold	Quarter Round	T-Molding	Flush Stair Nose	Stair Nose	Page
Premium Lustre Summer Tan Fruitwood		L8700	H50E8	H51E8	H52E8	H53E8	H56E8	10
Premium Lustre Candied Cherry		L8701	H50D2	H51D2	H52D2	H53D2	H56D2	10
Premium Lustre Adrift Pine		L8702	H50E7	H51E7	H52E7	H53E7	H56E7	10
Premium Lustre Blizzard Pine		L8703	H50E5	H51E5	H52E5	H53E5	H56E5	10
Premium Lustre Forest Brown Maple		L8704	H50F0	H51F0	H52F0	H53F0	H56F0	10
Premium Tree Branch Walnut		L8705	M8042	O5142	M8242	M8342	M8642	12
Premium Midnight Maple		L8706	M80A6	M51A6	M82A6	M83A6	M86A6	14
Premium Forestwood Ash		L8707	M50D9	M51D9	M52D9	M53D9	M56D9	14
Premium Exotic Olive Ash		L8708	M80G6	M51G6	M82G6	M83G6	M86G6	12
Premium Desert Tan Maple		L8709	M8014	M1614	M8214	M8314	M8614	12
Premium Mystic Walnut		L8710	M8049	M1649	M8249	M8349	M8649	12
Premium Toasty Jatoba		L8711	M8062	M5162	M8262	M8362	M8662	14
Premium American Maple		L8712	M80F8	M51F8	M82F8	M83F8	M86F8	12
Premium Natural Oak		L8713	M80F7	M51F7	M82F7	M83F7	M86F7	12
Premium Ornamental Cherry		L8714	M80H0	M51H0	M82H0	M83H0	M86H0	14

PREMIUM LUSTRE PREMIUM	Dimensions	Sq.ft./Piece	Piece/ Carton	Sq.ft./Carton	Carton Dimensions	Carton Weight	Attributes
L8700, L8701, L8702, L8703, L8704	4.92" x 47.76" x .47" (125 x 1213 x 12 mm)	1.64 sq. ft. (0.15 m²)	8	13.09 sq. ft. (1.22 m²)	48.74" x 5.51" x 3.93" (1238 x 140 x 100 mm)	29.48 lbs (13,37 kg)	NT, MEME, HG
L8705, L8706, L8707, L8708, L8709, L8710, L8711, L8712, L8713, L8714	4.92" x 47.76" x .47" (125 x 1213 x 12 mm)	1.64 sq. ft. (0.15 m²)	8	13.09 sq. ft. (1.22 m²)	48.74" x 5.51" x 3.93" (1238 x 140 x 100 mm)	29.48 lbs (13,37 kg)	OT, MEME, HG

ADA-COMPLIANT 3-IN-1 ALUMINUM MOLDING (Reducer, Threshold or T-Molding)	Color #	3-in-1 Bundle SKU	Piece/ Carton	Size
Gold	Z1	ALUZ1	1	8'-10.3" x 2.3" x 0.78" (2,7 x 0.06 x 0.02 m)
Platinum	Z2	ALUZ2	1	8'-10.3" x 2.3" x 0.78" (2,7 x 0.06 x 0.02 m)
Bronze	Z3	ALUZ3	1	8'-10.3" x 2.3" x 0.78" (2,7 x 0.06 x 0.02 m)

Note: The 3-in-1 trim contains the reducer and threshold add on components, therefore any of the 3 profiles can be obtained. Track is included with the 3-in-1 bundle.

### Molding Information:

For Commercial molding see page 78.

Non-aluminum moldings are beveled.

Any molding requiring a track system for installation includes the track system in the packaging.

### ATTRIBUTES KEY

**TEXTURE:** EIR - Embossed-in-register OT - Overall  
HST - Hand-scraped NT - No Surface Texture



















**ENDS & EDGES:** PEPE - Pressed End/Pressed Edge  
MEME - Micro End/Micro Edge SESE - Square End/Square Edge

**GLOSS:** LLG - Low Lustre Gloss LG - Low Gloss  
MG - Medium Gloss HG - High Gloss

**WIDTH & LENGTH:** MW - Multi-widths  
ML - Multi-lengths



## PREMIUM

ARCHITECTURAL REMNANTS™	Plank Design*	Item No.	Reducer/ Threshold	Quarter Round	T-Molding	Flush Stair Nose	Stair Nose	Page
To The Sea Sea Glass Teal		L6631	M80CBZ	M51CBZ	M82CBZ	M83CBZ	M86CBZ	20
To The Sea Milk Glass Clam		L6632	M80CCZ	M51CCZ	M82CCZ	M83CCZ	M86CCZ	20
Surf Side Azure Mist		L6633	M80CDZ	M51CDZ	M82CDZ	M83CDZ	M86CDZ	18
Seaside Pine Salt Air		L6635	M80CEZ	M51CEZ	M82CEZ	M83CEZ	M86CEZ	16
Seaside Pine Dockside		L6656	M80CRZ	M51CRZ	M82CRZ	M83CRZ	M86CRZ	16
Antique Structure Milk Paint		L3100	M80N0	M51N0	M82N0	M83N0	M86N0	26
Antique Structure Black Paint		L6658	M80CTZ	M51CTZ	M82CTZ	M83CTZ	M86CTZ	26
Woodland Reclaim Old Original Dark		L3101	M80N1	M51N1	M82N1	M83N1	M86N1	24
Woodland Reclaim Old Original		L3102	M80N2	M51N2	M82N2	M83N2	M86N2	24
Woodland Reclaim Old Original Wood Brown		L6626	M80Q6	M51Q6	M82Q6	M83Q6	M86Q6	24
Woodland Reclaim Old Original Barn Gray		L6627	M80Q7	M51Q7	M82Q7	M83Q7	M86Q7	24
Saw Mark Oak Natural		L3103	M80N3	M51N3	M82N3	M83N3	M86N3	28
Saw Mark Oak Gunstock		L3104	M80N4	M51N4	M82N4	M83N4	M86N4	28
Saw Mark Oak Saddle		L3105	M80N5	M51N5	M82N5	M83N5	M86N5	28
Skip Planed Blackened Natural		L3106	M80N6	M51N6	M82N6	M83N6	M86N6	28
Skip Planed Blackened Brown		L3107	M80N7	M51N7	M82N7	M83N7	M86N7	28
Global Reclaim Worldly Hue		L6625	M80Q5	M51Q5	M82Q5	M83Q5	M86Q5	22
Global Reclaim Worldly Gris		L6657	M80CSZ	M51CSZ	M82CSZ	M83CSZ	M86CSZ	22

ARCHITECTURAL REMNANTS	Dimensions	Sq.ft./Piece	Piece/ Carton	Sq.ft./Carton	Carton Dimensions	Carton Weight	Attributes
L3100, L6658	7.59" x 47.83" x .47" (193 x 1215 x 12 mm)	2.51 sq. ft. (0.234 m²)	6	15.14 sq. ft. (1.41 m²)	48.86" x 8.19" x 2.99" (1241 x 208 x 76 mm)	34.17 lbs (15,49 kg)	EIR, MEME, LG
L3106, L3107	7.59" x 47.83" x .47" (193 x 1215 x 12 mm)	2.51 sq. ft. (0.234 m²)	6	15.14 sq. ft. (1.41 m²)	48.86" x 8.19" x 2.99" (1241 x 208 x 76 mm)	34.17 lbs (15,49 kg)	OT, MEME, LG
L3101, L3102, L6626, L6627	3.54" x 47.83" x .47" (90 x 1215 x 12 mm)	1.17 sq. ft. (0.109 m²)	3	22.28 sq. ft. (2.06 m²)	48.86" x 11.77" x 2.99" (1241 x 299 x 76 mm)	50.80 lbs (22,04 kg)	MW, EIR, MEME, LG
	5.59" x 47.83" x .47" (142 x 1215 x 12 mm)	1.86 sq. ft. (0.173 m²)	6				
	7.64" x 47.83" x .47" (194 x 1215 x 12 mm)	2.54 sq. ft. (0.236 m²)	3				
L3103, L3104, L3105	4.92" x 47.83" x .47" (125 x 1215 x 12 mm)	1.63 sq. ft. (0.152 m²)	8	13.07 sq. ft. (1.22 m²)	48.86" x 5.51" x 3.94" (1241 x 140 x 100 mm)	29.48 lbs (13,37 kg)	EIR, MEME, LG
L6625, L6657	4.92" x 47.83" x .47" (125 x 1215 x 12 mm)	1.63 sq. ft. (0.152 m²)	8	13.07 sq. ft. (1.22 m²)	48.86" x 5.51" x 3.94" (1241 x 140 x 100 mm)	30.01 lbs (13,61 kg)	OT, MEME, LG
L6631, L6632, L6635, L6656	4.92" x 47.83" x .47" (125 x 1215 x 12 mm)	1.63 sq. ft. (0.152 m²)	8	13.07 sq. ft. (1.22 m²)	48.86" x 5.51" x 3.94" (1241 x 140 x 100 mm)	29.48 lbs (13,37 kg)	OT, MEME, LG
L6633	4.92" x 47.83" x .47" (125 x 1215 x 12 mm)	1.63 sq. ft. (0.152 m²)	8	13.07 sq. ft. (1.22 m²)	48.86" x 5.51" x 3.94" (1241 x 140 x 100 mm)	29.48 lbs (13,37 kg)	EIR, PEPE, LG





## ACCESSORY PRODUCTS

S-1836 Quiet Comfort™ Premium Underlayment  
S-1837 Quiet Comfort Underlayment


\*Graphic shown depicts grout lines for tile products or plank style.  
Any molding requiring a track system for installation includes the track system in the packaging.

# Product Guide




## PREMIUM

COASTAL LIVING®	Plank Design*	Item No.	Reducer/Threshold	Quarter Round	T-Molding	Flush Stair Nose	Stair Nose	Page
Coastal Living Sand Dollar Oak		L3048	M50E4	M51E4	M52E4	M53E4	M56E4	30
Coastal Living White Wash Walnut		L3051	M50E3	M51E3	M52E3	M53E3	M56E6	30
Coastal Living Boardwalk		L3063	M50H6	M51H6	M52H6	M53H6	M56H6	30
Coastal Living Campfire		L3064	M50H7	M51H7	M52H7	M53H7	M56H7	30

COASTAL LIVING	Dimensions	Sq.ft./Piece	Piece/Carton	Sq.ft./Carton	Carton Dimensions	Carton Weight	Attributes
L3048	5.31" x 47.44" x .47" (135 x 1205 x 12 mm)	1.75 sq. ft. (0.16 m²)	8	14.01 sq. ft. (1.3 m²)	48.22" x 5.86" x 3.77" (1225 x 149 x 96 mm)	29.10 lbs (13,19 kg)	HST, PEPE, MG
L3051, L3063, L3064	5.31" x 47.44" x .47" (135 x 1205 x 12 mm)	1.75 sq. ft. (0.16 m²)	8	14.01 sq. ft. (1.3 m²)	48.23" x 5.87" x 3.78" (1225 x 149 x 96 mm)	29.10 lbs (13,19 kg)	HST, EIR, PEPE, LG

COASTAL LIVING	Plank Design*	Item No.	Reducer/Threshold	Quarter Round	T-Molding	Flush Stair Nose	Stair Nose	Page
Coastal Living Oyster Bay Pine		L3052	H50E7	H51E7	H52E7	H53E7	H56E7	30

COASTAL LIVING	Dimensions	Sq.ft./Piece	Piece/Carton	Sq.ft./Carton	Carton Dimensions	Carton Weight	Attributes
L3052	4.92" x 47.76" x .47" (125 x 1213 x 12 mm)	1.64 sq. ft. (0.15 m²)	8	13.09 sq. ft. (1.22 m²)	48.74" x 5.51" x 3.93" (1238 x 140 x 100 mm)	29.48 lbs (13,37 kg)	NT, MEME, HG

COASTAL LIVING PATINA	Plank Design*	Item No.	Reducer/Threshold	Quarter Round	T-Molding	Flush Stair Nose	Stair Nose	Page
Coastal Living Patina Weathered		L3080	M50K5	M51K5	M52K5	M53K5	M56K5	32
Coastal Living Patina Ore		L3081	M80M5	M51M5	M82M5	M83M5	M86M5	32
Coastal Living Patina Sea Wall		L3082	M80M6	M51M6	M82M6	M83M6	M86M6	32

COASTAL LIVING PATINA	Dimensions	Sq.ft./Piece	Piece/Carton	Sq.ft./Carton	Carton Dimensions	Carton Weight	Attributes
L3080	7.60" x 47.83" x .47" (193 x 1215 x 12 mm)	2.52 sq. ft. (0.23 m²)	6	15.14 sq. ft. (1.41 m²)	48.85" x 8.18" x 2.99" (1241 x 208 x 76 mm)	34.24 lbs (15,53 kg)	EIR, HST, PEPE, LG
L3081, L3082	3.54" x 47.83" x .47" (90 x 1215 x 12 mm)	1.17 sq. ft. (0.10 m²)	3	22.25 sq. ft. (2.07 m²)	48.85" x 11.77" x 2.99" (1241 x 299 x 76 mm)	50.39 lbs (22,85 kg)	MW, OT, MEME, LG
	5.59" x 47.83" x .47" (142 x 1215 x 12 mm)	1.85 sq. ft. (0.17 m²)	6				
	7.60" x 47.83" x .47" (194 x 1215 x 12 mm)	2.53 sq. ft. (0.23 m²)	3				

## ACCESSORY PRODUCTS

S-1836	Quiet Comfort™ Premium Underlayment
S-1837	Quiet Comfort Underlayment

## ATTRIBUTES KEY

**TEXTURE:** EIR - Embossed-in-register OT - Overall  
HST - Hand-scraped NT - No Surface Texture

**ENDS & EDGES:** PEPE - Pressed End/Pressed Edge  
MEME - Micro End/Micro Edge SESE - Square End/Square Edge





















**GLOSS:** LLG - Low Lustre Gloss LG - Low Gloss  
MG - Medium Gloss HG - High Gloss

**WIDTH & LENGTH:** MW - Multi-widths  
ML - Multi-lengths

\*Graphic shown depicts grout lines for tile products or plank style.  
Any molding requiring a track system for installation includes the track system in the packaging.









# PREMIUM

RUSTICS™ PREMIUM	Plank Design*	Item No.	Reducer/ Threshold	Quarter Round	T-Molding	Flush Stair Nose	Stair Nose	Page
Urban Walnut Scraped Natural		L6636	M80CFZ	M51CFZ	M82CFZ	M83CFZ	M86CFZ	38
Urban Walnut Scraped Bronze		L6637	M80CGZ	M51CGZ	M82CGZ	M83CGZ	M86CGZ	38
Urban Walnut Scraped Chocolate		L6638	M80CHZ	M51CHZ	M82CHZ	M83CHZ	M86CHZ	38
Woodland Hickory Scraped Golden		L6639	M80CIZ	M51CIZ	M82CIZ	M83CIZ	M86CIZ	36
Woodland Hickory Scraped Spice		L6640	M80CJZ	M51CJZ	M82CJZ	M83CJZ	M86CJZ	36
Woodland Hickory Scraped Homestead		L6641	M80CKZ	M51CKZ	M82CKZ	M83CKZ	M86CKZ	36
W-B Oak Etched Tan		L6642	M80CLZ	M51CLZ	M82CLZ	M83CLZ	M86CLZ	34
W-B Oak Etched Light Brown		L6643	M80CMZ	M51CMZ	M82CMZ	M83CMZ	M86CMZ	34
W-B Oak Etched Gray		L6644	M80CNZ	M51CNZ	M82CNZ	M83CNZ	M86CNZ	34
Reclaimed American Chestnut		L6604	M80L0	M51L0	M82L0	M83L0	M86L0	44
Reclaimed American Chestnut Sepia		L6624	M80Q4	M51Q4	M82Q4	M83Q4	M86Q4	44
Acacia Natural		L0242	M80M1	M51M1	M82M1	M83M1	M86M1	46
Acacia Cayenne		L0243	M80M2	M51M2	M82M2	M83M2	M86M2	46
X-Grain Khaki		L6602	M80M3	M51M3	M82M3	M83M3	M86M6	46
X-Grain Sable		L6603	M80M4	M51M4	M82M4	M83M4	M86M4	46
Forestry Mix White Washed		L6620	M80Q0	M51Q0	M82Q0	M83Q0	M86Q0	40
Forestry Mix Gray Washed		L6621	M80Q1	M51Q1	M82Q1	M83Q1	M86Q1	40
Forestry Mix Brown Washed		L6622	M80Q2	M51Q2	M82Q2	M83Q2	M86Q2	40
Millwork Block Burnt Ombré		L6623	M80Q3	M51Q3	M82Q3	M83Q3	M86Q3	42
Millwork Block Burnt Ombré Spice		L6630	M80CAZ	M51CAZ	M82CAZ	M83CAZ	M86CAZ	42





RUSTICS PREMIUM	Dimensions	Sq.ft./Piece	Piece/ Carton	Sq.ft./Carton	Carton Dimensions	Carton Weight	Attributes
L6604, L6624	6.50" x 47.83" x .47" (165 x 1215 x 12 mm)	2.16 sq. ft. (0.20 m²)	7	15.11 sq. ft. (1.40 m²)	48.85" x 7.08" x 3.46" (1241 x 180 x 88 mm)	34.18 lbs (15,50 kg)	HST, MEME, LG
L0242, L0243	5.59" x 15.75" x .47" (142 x 400 x 12 mm)	0.61 sq. ft. (0.05 m²)	4	14.77 sq. ft. (1.37 m²)	48.77" x 6.18" x 3.93" (1239 x 157 x 100 mm)	33.39 lbs (15,14 kg)	ML, EIR, HST, MEME, LG
	5.59" x 31.50" x .47" (142 x 800 x 12 mm)	1.22 sq. ft. (0.11 m²)	4				
	5.59" x 47.83" x .47" (142 x 1215 x 12 mm)	1.85 sq. ft. (0.17 m²)	4				
L6602, L6603	7.60" x 47.83" x .47" (193 x 1215 x 12 mm)	2.52 sq. ft. (0.23 m²)	6	15.14 sq. ft. (1.41 m²)	48.85" x 8.18" x 2.99" (1241 x 208 x 76 mm)	34.24 lbs (15,53 kg)	EIR, MEME, LG
L6620, L6621, L6622	5.59" x 47.83" x .47" (142 x 1215 x 12 mm)	1.85 sq. ft. (0.17 m²)	9	16.71 sq. ft. (1.55 m²)	48.86" x 6.18" x 4.33" (1241 x 139 x 109 mm)	37.47 lbs (16,99 kg)	EIR, MEME, LG
L6623, L6630	4.9" x 47.83" x .47" (125 x 1215 x 12 mm)	1.63 sq. ft. (0.15 m²)	8	13.07 sq. ft. (1.22 m²)	48.86" x 5.51" x 3.94" (1241 x 139 x 100 mm)	30.07 lbs (13,61 kg)	HST, MEME, MG
L6639, L6640, L6641	4.9" x 47.83" x .47" (125 x 1215 x 12 mm)	1.63 sq. ft. (0.15 m²)	8	13.07 sq. ft. (1.22 m²)	48.86" x 5.51" x 3.94" (1241 x 139 x 100 mm)	30.07 lbs (13,61 kg)	HST, EIR, MEME, LG
L6642, L6643, L6644	6.49" x 47.83" x .47" (165 x 1215 x 12 mm)	2.16 sq. ft. (0.20 m²)	7	15.11 sq. ft. (1.40 m²)	48.85" x 7.08" x 3.46" (1241 x 180 x 88 mm)	34.18 lbs (15,50 kg)	EIR, MEME, LG
L6636, L6637, L6638	5.59" x 47.83" x .47" (142 x 1215 x 12 mm)	1.85 sq. ft. (0.17 m²)	8	14.85 sq. ft. (1.37 m²)	48.86" x 6.18" x 4.33" (1241 x 156 x 109 mm)	33.78 lbs (15,32 kg)	HST, MEME, LG

# Product Guide













## PREMIUM

RUSTICS™ PREMIUM	Plank Design*	Item No.	Reducer/ Threshold	Quarter Round	T-Molding	Flush Stair Nose	Stair Nose	Page
Homestead™ Plank Rugged Khaki		L6561	M50D7	M51D7	M52D7	M53D7	M56D7	48
Homestead Plank Roasted Grain		L6563	M50D9	M51D9	M52D9	M53D9	M56D9	48
Homestead Plank Prairie Brown		L6564	M50E0	M51E0	M52E0	M53E0	M56E0	48
Homestead Plank Harvest Medley		L6647	M80C0Z	M51C0Z	M82C0Z	M83C0Z	M86C0Z	48
Homestead Plank Farm Fence		L6648	M80CPZ	M51CPZ	M82CPZ	M83CPZ	M86CPZ	48
Homestead Plank Heirloom		L6649	M80CQZ	M51CQZ	M82CQZ	M83CQZ	M86CQZ	48

RUSTICS PREMIUM	Dimensions	Sq.ft./Piece	Piece/ Carton	Sq.ft./Carton	Carton Dimensions	Carton Weight	Attributes
L6561, L6563, L6564, L6647, L6648, L6649	5.31" x 47.44" x .47" (135 x 1205 x 12 mm)	1.75 sq. ft. (0.16 m²)	8	14.01 sq. ft. (1.30 m²)	48.22" x 5.86" x 3.77" (1225 x 149 x 96 mm)	29.10 lbs (13,19 kg)	HST, PEPE, LG

NEW ENGLAND LONG PLANK	Plank Design*	Item No.	Reducer/ Threshold	Quarter Round	T-Molding	Flush Stair Nose	Stair Nose	Page
New England Long Plank Coastline Clam		L6579	M50K2	M51K2	M52K2	M53K2	M56K2	50
New England Long Plank Boston Tea		L6580	M50K3	M51K3	M52K3	M53K3	M56K6	50
New England Long Plank Maritime Gray		L6581	M50K4	M51K4	M52K4	M53K4	M56K4	50
New England Long Plank River Boat Brown		L6582	M50K5	M51K5	M52K5	M53K5	M56K5	50













NEW ENGLAND LONG PLANK	Dimensions	Sq.ft./Piece	Piece/ Carton	Sq.ft./Carton	Carton Dimensions	Carton Weight	Attributes
L6579, L6580, L6581, L6582	7.64" x 88.98" x .48" (193 x 2260 x 12.3 mm)	4.70 sq. ft. (0.44 m²)	4	18.78 sq. ft. (1.74 m²)	90.07" x 8.11" x 2.12" (2288 x 206 x 54 mm)	42.9 lbs (19,45 kg)	EIR, HST, MEME, LG

GRAND ILLUSIONS™	Plank Design*	Item No.	Reducer/ Threshold	Quarter Round	T-Molding	Flush Stair Nose	Stair Nose	Page
Grand Illusions Cherry Bronze		L3021	H50D2	H51D2	H52D2	H53D2	H56D2	54
Grand Illusions Cherry Natural		L3022	H50C4	H51C4	H52C4	H53C4	H56C4	52
Grand Illusions Brazilian Jatoba		L3023	H50C5	H51C5	H52C5	H53C5	H56C5	54
Grand Illusions Melbourne Acacia		L3024	H50D3	H51D3	H52D3	H53D3	H56D3	52
Grand Illusions Cabruvea		L3025	H50D4	H51D4	H52D4	H53D4	H56D4	52
Grand Illusions Tigerwood		L3027	H50C4	H51C4	H52C4	H53C4	H56C4	52
Grand Illusions Walnut		L3028	H50C6	H51C6	H52C6	H53C6	H56C6	54
Grand Illusions Cherry Amber		L3029	H50C7	H51C7	H52C7	H53C7	H56C7	54
Grand Illusions Afzelia		L3030	H50D6	H51D6	H52D6	H53D6	H56D6	54
Grand Illusions Canadian Maple		L3054	H50G1	H51G1	H52G1	H53G1	H56G1	52
Grand Illusions Heartwood Walnut		L3055	H50G2	H51G2	H52G2	H53G2	H56G2	54
Grand Illusions American Apple		L3057	H50G4	H51G4	H52G4	H53G4	H56G4	52

GRAND ILLUSIONS™	Dimensions	Sq.ft./Piece	Piece/ Carton	Sq.ft./Carton	Carton Dimensions	Carton Weight	Attributes
L3021, L3022, L3023, L3024, L3025, L3027, L3028, L3029, L3030, L3054, L3055, L3057	4.92" x 47.76" x .47" (125 x 1213 x 12 mm)	1.64 sq. ft. (0.15 m²)	8	13.09 sq. ft. (1.22 m²)	48.74" x 5.11" x 3.93" (1238 x 140 x 100 mm)	29.48 lbs (13,37 kg)	NT, MEME, PG



## BEST

PREMIER CLASSICS™	Plank Design*	Item No.	Reducer/ Threshold	Quarter Round	T-Molding	Flush Stair Nose	Stair Nose	Page
Premier Classics Antique Oak		78260	M50M7	M51M7	M52M7	M58M7	M56M7	56
Premier Classics Exotic Timber		78261	M50AB	M51AB	M52AB	M19AB	M40AB	56
Premier Classics English Elm		78265	M50M9	M51M9	M52M9	M58M9	M56M9	57
Premier Classics Mountain Walnut		78266	H60G2	H51G2	H17G2	H58G2	H40G2	56
Premier Classics Brindle Oak		78267	M50L8	M51L8	M52L8	M58L8	M56L8	56
Premier Classics Natural Oak		78281	M50BJ	M51BJ	M52BJ	M53BJ	M56BJ	56
Premier Classics Natural Hickory		78282	M50BK	M51BK	M52BK	M53BK	M56BK	56
Premier Classics Grove Park Walnut		78283	M50BL	M51BL	M52BL	M53BL	M56BL	56
Premier Classics Seneca Hickory		78284	M50BM	M51BM	M52BM	M53BM	M56BM	56
Premier Classics Country Side Hickory		78285	M50BN	M51BN	M52BN	M53BN	M56BN	57
Premier Classics Moon Shadow Oak		78286	M50B0	M51B0	M52B0	M53B0	M56B0	57
Premier Classics Rustic Lodge Oak		78287	M50BP	M51BP	M52BP	M53BP	M56BP	57
Premier Classics Lakeside Oak		78288	M50BQ	M51BQ	M52BQ	M53BQ	M56BQ	57
Premier Classics Oakland Taupe		78289	M50BR	M51BR	M52BR	M53BR	M56BR	57
Premier Classics Pale Gray Oak		78290	M50BS	M51BS	M52BS	M53BS	M56BS	57
Premier Classics Hearthstone Gray Oak		78291	M50BT	M51BT	M52BT	M53BT	M56BT	57

PREMIER CLASSICS	Dimensions	Sq.ft./Piece	Piece/ Carton	Sq.ft./Carton	Carton Dimensions	Carton Weight	Attributes
78260, 78261, 78265, 78266, 78267, 78281, 78282, 78283, 78284, 78285, 78286, 78287, 78288, 78289, 78290, 78291	6.26" x 54.45" x .32" (159 x 1383 x 8 mm)	2.37 sq. ft. (0.22 m <sup>2</sup> )	9	21.30 sq. ft. (1.98 m <sup>2</sup> )	54.72" x 6.61" x 2.67" (1390 x 168 x 68 mm)	30.46 lbs (13,82 kg)	OT, MEME, LG

## ACCESSORY PRODUCTS

S-1836	Quiet Comfort™ Premium Underlayment
S-1837	Quiet Comfort Underlayment

## ATTRIBUTES KEY

**TEXTURE:** EIR - Embossed-in-register    OT - Overall  
HST - Hand-scraped    NT - No Surface Texture

**ENDS & EDGES:** PEPE - Pressed End/Pressed Edge  
MEME - Micro End/Micro Edge    SESE - Square End/Square Edge





**GLOSS:** LLG - Low Lustre Gloss    LG - Low Gloss  
MG - Medium Gloss    HG - High Gloss







**WIDTH & LENGTH:** MW - Multi-widths  
ML - Multi-lengths

\*Graphic shown depicts grout lines for tile products or plank style.  
Any molding requiring a track system for installation includes the track system in the packaging.





# Product Guide

## BEST


EXOTICS™	Plank Design*	Item No.	Reducer/ Threshold	Quarter Round	T-Molding	Flush Stair Nose	Stair Nose	Page
Exotics Lustre Cut Camelback		L4015	M60P5	M51P5	M52P5	M53P5	M56P5	58
Exotics Lustre Cut Cinnabar		L4016	M60P6	M51P6	M52P6	M53P6	M56P6	58
Exotics Lustre Cut Brown Shade		L4017	M60P7	M51P7	M52P7	M53P7	M56P7	58
Exotics Lustre Cut Forest Night		L4018	M60P8	M51P8	M52P8	M53P8	M56P8	58

EXOTICS	Plank Design*	Item No.	Reducer/ Threshold	Quarter Round	T-Molding	Flush Stair Nose	Stair Nose	Page
Exotics Tiger Maple		L6535	M5084	M5284	M1784	M5884	M4084	60
Exotics Jatoba Select		L6536	M5062	M5162	M5262	M5862	M5662	60
Exotics Noce Milan		L6549	M5049	M1649	M1749	M3149	M4049	60
Exotics Yorkshire Walnut		L6550	M5049	M1649	M1749	M3149	M4049	60
Exotics Santos Mahogany		L6551	M50A2	M51A2	M52A2	M53A2	M56A2	60
Exotics Afzelia		L6552	M50D6	M51D6	M52D6	M58D6	M56D3	60

EXOTICS	Dimensions	Sq.ft./Piece	Piece/ Carton	Sq.ft./Carton	Carton Dimensions	Carton Weight	Attributes
L4015, L4016, L4017, L4018	5.51" x 47.64" x .31" (140 x 1210 x 8 mm)	1.82 sq. ft. (0.169 m <sup>2</sup> )	11	20.05 sq. ft. (1.86 m <sup>2</sup> )	48.74" x 6.14" x 3.66" (1238 x 156 x 93 mm)	31.16 lbs (14,13 kg)	NT, PEPE, LLG
L6535, L6536	4.92" x 47.80" x .31" (125 x 1214 x 8 mm)	1.63 sq. ft. (0.15 m <sup>2</sup> )	8	13.06 sq. ft. (1.23 m <sup>2</sup> )	48.42" x 5.47" x 2.55" (1230 x 139 x 65 mm)	19.29 lbs (8,74 kg)	OT, MEME, LG
L6549, L6551	4.92" x 47.80" x .31" (125 x 1214 x 8 mm)	1.63 sq. ft. (0.15 m <sup>2</sup> )	8	13.06 sq. ft. (1.23 m <sup>2</sup> )	48.42" x 5.47" x 2.55" (1230 x 139 x 65 mm)	19.29 lbs (8,74 kg)	NT, MEME, MG
L6550, L6552	4.92" x 47.80" x .31" (125 x 1214 x 8 mm)	1.63 sq. ft. (0.15 m <sup>2</sup> )	8	13.06 sq. ft. (1.23 m <sup>2</sup> )	48.42" x 5.47" x 2.55" (1230 x 139 x 65 mm)	19.29 lbs (8,74 kg)	HST, MEME, MG

ILLUSIONS™	Plank Design*	Item No.	Reducer/ Threshold	Quarter Round	T-Molding	Flush Stair Nose	Stair Nose	Page
Illusions Native Cherry		L4000	M50H0	M51H0	M52H0	M53H0	M56H0	62
Illusions Sedona Cherry		L4001	05040	05140	05240	05340	05640	62
Illusions Flaxen Maple		L4002	M50F9	M51F9	M52F9	M53F9	M56F9	62
Illusions Autumn Mahogany		L4004	M50H1	M51H1	M52H1	M53H1	M56H1	62





ILLUSIONS	Dimensions	Sq.ft./Piece	Piece/ Carton	Sq.ft./Carton	Carton Dimensions	Carton Weight	Attributes
L4000, L4001, L4002, L4004	5.31" x 47.76" x .32" (135 x 1213 x 8 mm)	1.77 sq. ft. (0.16 m <sup>2</sup> )	10	17.65 sq. ft. (1.64 m <sup>2</sup> )	48.74" x 5.90" x 3.34" (1238 x 150 x 85 mm)	27.28 lbs (12,37 kg)	NT, MEME, PG

RUSTICS HOMESTEAD™ PLANK	Plank Design*	Item No.	Reducer/ Threshold	Quarter Round	T-Molding	Flush Stair Nose	Stair Nose	Page
Rustics Homestead Plank Dakota Oak		L6540	M5087	M5187	M1787	M5887	M4087	74






RUSTICS HOMESTEAD PLANK	Dimensions	Sq.ft./Piece	Piece/ Carton	Sq.ft./Carton	Carton Dimensions	Carton Weight	Attributes
L6540	4.92" x 47.80" x .31" (125 x 1214 x 8 mm)	1.63 sq. ft. (0.15 m <sup>2</sup> )	8	13.06 sq. ft. (1.21 m <sup>2</sup> )	48.42" x 5.47" x 2.55" (1230 x 139 x 65 mm)	19.29 lbs (8,74 kg)	OT, HST, MEME, LG







## BEST

PORTO ALEGRE™	Plank Design*	Item No.	Reducer/ Threshold	Quarter Round	T-Molding	Flush Stair Nose	Stair Nose	Page
Porto Alegre Amber		L6583	M50K6	M51K6	M52K6	M53K6	M56K6	64
Porto Alegre Glacier		L6584	M50K7	M51K7	M52K7	M53K7	M56K7	64
Porto Alegre Steel		L6585	M50K8	M51K8	M52K8	M53K8	M56K8	64
Porto Alegre Adobe		L6586	M50K9	M51K9	M52K9	M53K9	M56K9	64

PORTO ALEGRE	Dimensions	Sq.ft./Piece	Piece/ Carton	Sq.ft./Carton	Carton Dimensions	Carton Weight	Attributes
L6583, L6584, L6585, L6586	15.94" x 47.76" x .33" (405 x 1213 x 8.3 mm)	5.29 sq. ft. (0.49 m <sup>2</sup> )	4	21.15 sq. ft. (1.97 m <sup>2</sup> )	48.74" x 16.57" x 1.41" (1238 x 421 x 36 mm)	37.40 lbs (16,96 kg)	EIR, SESE, LG

SLATE	Plank Design*	Item No.	Reducer/ Threshold	Quarter Round	T-Molding	Flush Stair Nose	Stair Nose	Page
Slate Ivory Sand		L6568	M50J1	M51J1	M52J1	M53J1	M56J1	66
Slate Grey Stone		L6569	M50J2	M51J2	M52J2	M53J2	M56J2	66
Slate Pebble Dust		L6570	M50J3	M51J3	M52J3	M53J3	M56J3	66
Slate Natural Beige		L6571	M50J4	M51J4	M52J4	M53J4	M56J4	66
Slate Ebony Mist		L6572	M50J5	M51J5	M52J5	M53J5	M56J5	66

SLATE	Dimensions	Sq.ft./Piece	Piece/ Carton	Sq.ft./Carton	Carton Dimensions	Carton Weight	Attributes
L6568, L6569, L6570, L6571, L6572	11.81" x 47.48" x .33" (300 x 1206 x 8.3 mm)	3.89 sq. ft. (0.36 m <sup>2</sup> )	6	23.37 sq. ft. (2.17 m <sup>2</sup> )	48.74" x 12.32" x 2.08" (1238 x 313 x 53 mm)	36.51 lbs (16,56 kg)	EIR, SESE, LG

WEATHERED WAY	Plank Design*	Item No.	Reducer/ Threshold	Quarter Round	T-Molding	Flush Stair Nose	Stair Nose	Page
Weathered Way Antique Cream		L6575	M50J8	M51J8	M52J8	M53J8	M56J8	68
Weathered Way Roman Gray		L6576	M50J9	M51J9	M52J9	M53J9	M56J9	68
Weathered Way Euro Terracotta		L6577	M50J0	M51J0	M52J0	M53J0	M56J0	68
Weathered Way Earthen Copper		L6578	M50K1	M51K1	M52K1	M53K1	M56K1	68

WEATHERED WAY	Dimensions	Sq.ft./Piece	Piece/ Carton	Sq.ft./Carton	Carton Dimensions	Carton Weight	Attributes
L6575, L6576, L6577, L6578	15.94" x 47.76" x .33" (405 x 1213 x 8.3 mm)	5.29 sq. ft. (0.49 m <sup>2</sup> )	4	21.15 sq. ft. (1.97 m <sup>2</sup> )	48.74" x 16.57" x 1.41" (1238 x 421 x 36 mm)	37.40 lbs (16,96 kg)	EIR, SESE, LG

## ACCESSORY PRODUCTS

S-1836	Quiet Comfort™ Premium Underlayment
S-1837	Quiet Comfort Underlayment

\*Graphic shown depicts grout lines for tile products or plank style.  
Any molding requiring a track system for installation includes the track system in the packaging.

## ATTRIBUTES KEY

**TEXTURE:** EIR - Embossed-in-register OT - Overall  
HST - Hand-scraped NT - No Surface Texture




**ENDS & EDGES:** PEPE - Pressed End/Pressed Edge  
MEME - Micro End/Micro Edge SESE - Square End/Square Edge

**GLOSS:** LLG - Low Lustre Gloss LG - Low Gloss  
MG - Medium Gloss HG - High Gloss



**WIDTH & LENGTH:** MW - Multi-widths  
ML - Multi-lengths

# Product Guide



## BEST

CASTILIAN BLOCK™	Plank Design*	Item No.	Reducer/ Threshold	Quarter Round	T-Molding	Flush Stair Nose	Stair Nose	Page
Castilian Block Pizarra		L6542	M5055	M5155	M5255	M5355	M5655	70
Castilian Block Puesta del Sol		L6543	M5056	M5156	M5256	M5356	M5656	70
Castilian Block Rambla		L6544	M5054	M5154	M5254	M5354	M5654	70





CASTILIAN BLOCK	Dimensions	Sq.ft./Piece	Piece/ Carton	Sq.ft./Carton	Carton Dimensions	Carton Weight	Attributes
L6542, L6543, L6544	15.94" x 47.76" x .33" (405 x 1213 x 8.3 mm)	5.29 sq. ft. (0.49 m²)	4	21.15 sq. ft. (1.97 m²)	48.74" x 16.57" x 1.41" (1238 x 421 x 36 mm)	37.40 lbs (16,96 kg)	EIR, SESE, LG

CARMONA STONE™	Plank Design*	Item No.	Reducer/ Threshold	Quarter Round	T-Molding	Flush Stair Nose	Stair Nose	Page
Carmona Stone Piedra		L6545	M5052	M5152	M5252	M5352	M5652	70
Carmona Stone Rio Verde		L6546	M5050	M5150	M5250	M5350	M5650	70

CARMONA STONE	Dimensions	Sq.ft./Piece	Piece/ Carton	Sq.ft./Carton	Carton Dimensions	Carton Weight	Attributes
L6545, L6546	15.94" x 47.76" x .33" (405 x 1213 x 8.3 mm)	5.29 sq. ft. (0.49 m²)	4	21.15 sq. ft. (1.97 m²)	48.74" x 16.57" x 1.41" (1238 x 421 x 36 mm)	37.40 lbs (16,96 kg)	OT, SESE, LG












LIMESTONE	Plank Design*	Item No.	Reducer/ Threshold	Quarter Round	T-Moulding	Flush Stair Nose	Stair Nose	Page
Limestone Linen Sand		L6573	M50J6	M51J6	M52J6	M53J6	M56J6	72
Limestone Tawny Beige		L6574	M50J7	M51J7	M52J7	M53J7	M56J7	72

LIMESTONE	Dimensions	Sq.ft./Piece	Piece/ Carton	Sq.ft./Carton	Carton Dimensions	Carton Weight	Attributes
L6573, L6574	15.94" x 47.76" x .33" (405 x 1213 x 8.3 mm)	5.29 sq. ft. (0.49 m²)	4	21.15 sq. ft. (1.97 m²)	48.74" x 16.57" x 1.41" (1238 x 421 x 36 mm)	37.40 lbs (16,96 kg)	EIR, SESE, LG

STONE CREEK™	Plank Design*	Item No.	Reducer/ Threshold	Quarter Round	T-Molding	Flush Stair Nose	Stair Nose	Page
Stone Creek Camino		L6555	M5021	M5121	M5221	M5321	M5621	72
Stone Creek Azul		L6556	M5022	M5122	M5222	M5322	M5622	72
Stone Creek Glace		L6557	M5047	M5147	M5247	M5347	M5647	72
Stone Creek Sienna		L6558	M5085	M5185	M5285	M5385	M5685	72

STONE CREEK	Dimensions	Sq.ft./Piece	Piece/ Carton	Sq.ft./Carton	Carton Dimensions	Carton Weight	Attributes
L6555, L6556, L6557, L6558	11.81" x 47.76" x .33" (300 x 1213 x 8.3 mm)	3.92 sq. ft. (0.36 m²)	6	23.50 sq. ft. (2.18 m²)	48.74" x 12.32" x 2.08" (1238 x 313 x 53 mm)	36.51 lbs (16,56 kg)	OT, SESE, LG



TIMELESS NATURALS™	Plank Design*	Item No.	Reducer/ Threshold	Quarter Round	T-Molding	Flush Stair Nose**	Stair Nose	Page
Brown Hickory		L0010	M50AH	M51AH	M52AH	M53AH	M56AH	76
Oak Natural		L0011	M50AI	M51AI	M52AI	M53AI	M56AI	76
Hickory Natural		L0012	M50AJ	M51AJ	M52AJ	M53AJ	M56AJ	76
Brown Walnut		L0013	M50AK	M51AK	M52AK	M53AK	M56AK	76
Cherry Hickory		L0014	M50AL	M51AL	M52AL	M53AL	M56AL	76
Light Gray Oak		L0015	M50AM	M51AM	M52AM	M53AM	M56AM	76
Dark Gray Oak		L0016	M50AN	M51AN	M52AN	M53AN	M56AN	76
Natural Maple		L0017	M50AO	M51AO	M52AO	M53AO	M56AO	77
Classic Oak		L0018	M50AP	M51AP	M52AP	M53AP	M56AP	77
Classic Cherry		L0019	M50AQ	M51AQ	M52AQ	M53AQ	M56AQ	77
Classic Walnut		L0020	M50AR	M51AR	M52AR	M53AR	M56AR	77

TIMELESS NATURALS	Dimensions	Sq.ft./Piece	Piece/ Carton	Sq.ft./Carton	Carton Dimensions	Carton Weight	Attributes
L0010, L0011, L0012, L0013, L0014, L0015, L0016, L0017, L0018, L0019, L0020	7.6" x 54.45" x .28" (193 x 1383 x 7 mm)	2.87 sq. ft. (0.27 m <sup>2</sup> )	10	28.73 sq. ft. (2.66 m <sup>2</sup> )	54.72" x 7.91" x 2.71" (1390 x 201 x 69 mm)	34.07 lbs (15,45 kg)	OT, SESE, LG

## ACCESSORY PRODUCTS

S-1836	Quiet Comfort™ Premium Underlayment
S-1837	Quiet Comfort Underlayment

\*Graphic shown depicts grout lines for tile products or plank style.

\*\*Stair Nose is 8 mm thick and requires the plank to be shimmed or the nosing modified in the field to reduce the thickness to 7 mm.  
Any molding requiring a track system for installation includes the track system in the packaging.

## ATTRIBUTES KEY

**TEXTURE:** EIR - Embossed-in-register OT - Overall  
HST - Hand-scraped NT - No Surface Texture

**ENDS & EDGES:** PEPE - Pressed End/Pressed Edge  
MEME - Micro End/Micro Edge SESE - Square End/Square Edge

**GLOSS:** LLL - Low Lustre Gloss LG - Low Gloss  
MG - Medium Gloss HG - High Gloss

**WIDTH & LENGTH:** MW - Multi-widths  
ML - Multi-lengths

Armstrong has all your floors covered:

Hardwood • **Laminate** • Luxury Vinyl • Engineered Stone • Vinyl Sheet

For more than a century, Armstrong has been known and trusted the world over for consistent quality, innovative design and satisfied customers.

Armstrong is committed to helping you reduce the environmental impact of the buildings you create from product design and raw material selection, to how products are made and delivered. All Armstrong laminate flooring products meet the applicable CARB II emissions limits based on cores tested in accordance with the ASTM E1333-96 test method. All core suppliers to Armstrong are certified by a Third Party Certifier approved by California Air Resources Board to ensure compliance with CARB II. Low-emitting adhesives that are compliant with SCAQMD Rule #1168 are available. The majority of our products are manufactured in ISO 14001 certified facilities.



NOTE: Due to printing limitations, colors pictured cannot be guaranteed to match actual flooring material.

The names, trademarks and logos appearing herein (including, but not limited to, Armstrong, the Armstrong logo, ArmaLock, Lock&Fold, MasterWorks Technology and VisionGuard) are the property of AWI Licensing Company, licensed to Armstrong World Industries, Inc. and/or its affiliates, unless stated otherwise. Floor designs, photos & certain artwork used herein are copyright protected.

All other trademarks are owned by their respective owners.

© 2015 AWI Licensing Company

F-6533-415

[www.armstrong.com](http://www.armstrong.com)

ARCHITECTURAL REMNANTS™  
To The Sea Sea Glass Teal L6631