

DARE TO BE BOLD



RESIDENTIAL & COMMERCIAL CATALOG
2015-2016

MARAZZI 
DARE TO BE BOLD™

Ottanta


80 YEARS OF

MARAZZI 



Celebrating 80 Years of Marazzi

In 1935 Marazzi built its first factory in Sassuolo, Italy, establishing itself as a pioneering brand focused on design and creativity. Marazzi quickly grew into an industry leader, fueled by its passion for ceramics and strong focus on tradition and culture. It is recognized worldwide for cutting-edge ceramic innovations and for partnering with top names in the fashion, art, design and architectural communities. Marazzi is continually creating new products and new ways of interpreting ceramics.

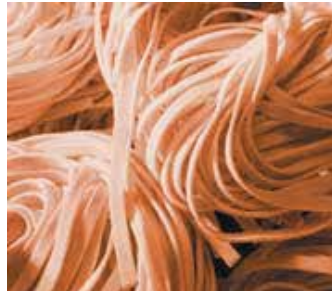





Dare To Be Bold

With a bold vision for the future, Marazzi built the first Italian-owned ceramic manufacturing plant in the U.S. in 1982, assuring domestic access to world-renowned technology and style. Cultivating 80 years of emotions, experience and innovation the brand continues to evolve for the savvy homeowner and designer. Bold, daring and occasionally over the top, Marazzi provides captivating designs that integrate Italian style into exciting and imaginative environments.





FLOOR TILE

AMERICAN ESTATES™	10-11
ARCHAEOLOGY™	12-13
ARCTIC BAY™	14
ARTEA STONE™	15
CAMPIONE™	16
ESSENTIALS™	17
EVOLUTIONSTONE™	18-19
FONTANELLA™	20-21
HARMONY™	22-23
IMPERIAL SLATE™	24-25
☒ KNOXWOOD™	26-27
LIVIGNO™	28-29
LOUNGE14™	30-31
MONOLITH™	32-33
PERSEO™	34-35
☒ PRESERVATION™	36-37
PROVINCE™	38-39
SAN SAVINO™	40-41
SATURNIA™	42-43
SILK™	44-45
SISTEM A™	46-47
SISTEM N™	48-49
SISTEM T™ CROMIE	50
SISTEM T™ GRANITI	51
SOHO™	52-53
STONE AGE™	54-55
☒ SUMMERVILLE™	56-57
TIMELESS COLLECTION™	58-59
TOSCA™	60-61
TREVERK™	62-63
TREVERKCHIC™	64-65
VESALE STONE™	66-67
WALNUT CANYON™	68-69

WALL TILE

☒ MIDDLETON SQUARE™	72-73
OXFORD™	74-75
SISTEM C™	76-77

DECORATIVE COLLECTIONS

CAICOS™	80-81
CATWALK™	82-83
CRYSTAL STONE™	84-85
CRYSTAL STONE II™	86-87
DIVINE WOODS™	88
METAL MANIA™	89
☒ MIDPARK MOSAICS™	90-91
ROMANCE COLLECTION™	92
ROMANCING THE STONE™	93
STUDIO M™	94-95
DECORATIVE SUMMARY	96-99

APPENDIX

COLOR REFERENCE	102-105
TECHNICAL INFORMATION	106-107
SYMBOL KEY	106-107
SUSTAINABILITY	107
PRODUCT INDEX	108-109
PERFORMANCE CHARACTERISTICS	110-111
PACKAGING INFORMATION	112-119
INSTALLATION & MAINTENANCE GUIDELINES	120
WARRANTY	121

☒ New Products



AMERICAN ESTATES™	10-11	SAN SAVINO™	40-41
ARCHAEOLOGY™	12-13	SATURNIA™	42-43
ARCTIC BAY™	14	SILK™	44-45
ARTEA STONE™	15	SISTEM A™	46-47
CAMPIONE™	16	SISTEM N™	48-49
ESSENTIALS™	17	SISTEM T™ CROMIE	50
EVOLUTIONSTONE™	18-19	SISTEM T™ GRANITI	51
FONTANELLA™	20-21	SOHO™	52-53
HARMONY™	22-23	STONE AGE™	54-55
IMPERIAL SLATE™	24-25	☒ SUMMERVILLE™	56-57
☒ KNOXWOOD™	26-27	TIMELESS COLLECTION™	58-59
LIVIGNO™	28-29	TOSCA™	60-61
LOUNGE14™	30-31	TREVERK™	62-63
MONOLITH™	32-33	TREVERKCHIC™	64-65
PERSEO™	34-35	VESALE STONE™	66-67
☒ PRESERVATION™	36-37	WALNUT CANYON™	68-69
PROVINCE™	38-39		

☒ New Products

FLOOR TILE



SADDLE

AMERICAN ESTATES™

COLORBODY™ PORCELAIN STONWARE

RECTIFIED | 3D PRINTING TECHNIQUE



Natural
(Light)



Saddle
(Medium)



Spice
(Dark)

Applications

	Institutional	Commercial	Residential
Floors		•	•
Walls / Backsplashes	•	•	•
Countertops	•	•	•

Suitable for exterior applications in freezing and non-freezing climates when proper installation methods are followed.

Floor Tile

	6" x 36" R (15x90 cm)	9" x 36" R (22.5x90 cm)
Thickness	3/8" (10mm)	3/8" (10mm)
Natural (Light)	ULCD	ULCG
Saddle (Medium)	ULCE	ULCH
Spice (Dark)	ULCF	ULCJ



Floor Tile



Wall Tile



3d Printing Technique



Rectified Tile



High Variation



Frost Resistant



Abrasion Resistance



D.C.O.F. (Wet Areas)



Pre-Consumer Recycled Content



No VOC





CRYSTAL RIVER

ARCHAEOLOGY™

GLAZED PORCELAIN STONEWARE


3D PRINTING TECHNIQUE



Babylon (Cream)



Crystal River (Silver)




Troy (Walnut)



Chaco Canyon (Amber)

MOSAICS - SQUARE 3X3




Babylon Crystal River Troy Chaco Canyon

PINWHEEL MOSAICS



Babylon Crystal River Troy Chaco Canyon

STRIP MOSAICS



Babylon Crystal River Troy Chaco Canyon

Applications

	Institutional	Commercial	Residential
Floors		•	•
Walls / Backsplashes	•	•	•
Countertops	•	•	•

Modular & Floor Tile suitable for exterior applications in freezing and non-freezing climates when proper installation methods are followed. Mosaics suitable for exterior applications in non-freezing climates only when proper installation methods are followed.

Modular Tile

6-1/2" x 6-1/2" (16.5x16.5 cm)	6-1/2" x 13" (16.5x33.3 cm)	13" x 13" (33.3x33.3 cm)
Thickness 7/16" (10.5mm)	7/16" (10.5mm)	7/16" (10.5mm)

Floor Tile

20" x 20" (50x50 cm)	12" x 24" (30x60 cm)
Thickness 7/16" (11mm)	7/16" (11mm)

Decos*

12" x 12" (30x30 cm) Strip Mosaic	13" x 13" (33.3x33.3 cm) Mosaic - Square 3"x3"	13" x 13" (33.3x33.3 cm) Pinwheel Mosaic

Trims**

3" x 13" (8x33.3 cm) Bullnose

Thickness	UL2J	UL2E	UL2A	UL26	UL22	UL36	UL2W	UL32	UL2S
Babylon (Cream)	UL2J	UL2E	UL2A	UL26	UL22	UL36	UL2W	UL32	UL2S
Chaco Canyon (Amber)	UL2K	UL2F	UL2B	UL27	UL23	UL37	UL2X	UL33	UL2T
Crystal River (Silver)	UL2L	UL2G	UL2C	UL28	UL24	UL38	UL2Y	UL34	UL2U
Troy (Walnut)	UL2M	UL2H	UL2D	UL29	UL25	UL39	UL2Z	UL35	UL2V

* Individual pieces on Mesh-mounted Mosaics are tumbled to intentionally create distressed edges that add timeless character. As in nature, the edges can appear irregular and slightly worn, adding a slightly rustic touch.
** Trim is available in all colors and made to complement Modular and Floor Tile.



For Symbol Definitions see pages 106-107
For Performance Characteristics on this product see pages 110-111
For Packaging Information on this product see pages 112-119

ARCTIC BAY™


GLAZED CERAMIC TILE



RANKIN



ARVIAT



Arviat
(Taupe)



Grise
(Gold)



Rankin
(Noce)



GRISE

Applications

	Institutional	Commercial	Residential
Floors		•	•
Walls / Backsplashes	•	•	•
Countertops	•	•	•

Modular and Floor Tile suitable for exterior applications in freezing and non-freezing climates when proper installation methods are followed.

Modular Tile



Floor Tile



Trims*



Thickness	5/16" (8mm)	5/16" (8mm)	3/8" (9mm)	Bullnose
Arviat (Taupe)	UG5C	UG5F	UG5J	UG5M
Grise (Gold)	UG5D	UG5G	UG5K	UG5N
Rankin (Noce)	UG5E	UG5H	UG5L	UG5P

* Trim is available in all colors and made to complement Modular and Floor Tile.



Floor Tile



Wall Tile



Trim Available



Medium Variation



Frost Resistant



Abrasion Resistance



D.C.O.F. (Wet Areas)



Pre-Consumer Recycled Content



No VOC



made in the USA



GREEN BUILDING COUNCIL MEMBER

ARTEA STONE™

GLAZED PORCELAIN STONEWARE



Antico
(Light Taupe)



Avorio
(Ivory)



Oro
(Gold)



Noce
(Brown)



Cappuccino
(Cocoa)

Applications

	Institutional	Commercial	Residential
Floors		•	•
Walls / Backsplashes	•	•	•
Countertops	•	•	•

Modular and Floor Tile suitable for exterior applications in freezing and non-freezing climates when proper installation methods are followed.

Modular Tile

Thickness	6-1/2"x6-1/2"	6-1/2"x13"	13"x13"
	(16.5x16.5 cm)	(16.5x33.3 cm)	(33.3x33.3 cm)
	7/16" (10.5mm)	7/16" (10.5mm)	7/16" (10.5mm)

Antico (Light Taupe)	UC43	UC48	UC4D
Avorio (Ivory)	UC44	UC49	UC4E
Cappuccino (Cocoa)	UC42	UC47	UC4C
Noce (Brown)	UC3Z	UC46	UC4B
Oro (Gold)	UC3Y	UC45	UC4A

Floor Tile

Thickness	20"x20"
	(50x50 cm)
	7/16" (11mm)

UC4J
UC4K
UC4H
UC4G
UC4F

Trims*

Thickness	6"x8"	1"x6"	1"x6"	3"x13"
	(15x20 cm)	(2.5x15 cm)	(2.5x15 cm)	(8x33.3 cm)
	Sanitary Cove Base**	Sanitary Cove Base In Angle**	Sanitary Cove Base Out Angle**	Bullnose

UD1M	UD1S	UD1X	UC4R
UD1N	UD1T	UD1Y	UC4S
UD1P	UD1U	UD1Z	UC4Q
UD1Q	UD1V	UD20	UC4P
UD1R	UD1W	UD21	UC4N

* Trim is available in all colors and made to complement Modular and Floor Tile.
** Suggested for interior applications only.



CAMPIONE™

GLAZED PORCELAIN STONEWARE



ANDRETTI



Armstrong
(Beige)

MOSAICS - OCTAGON 2x2



Armstrong



Sampras
(Gray)



Sampras



Andretti
(Brown)



Andretti

Applications

	Institutional	Commercial	Residential
Floors		•	•
Walls / Backsplashes	•	•	•
Countertops	•	•	•

Modular and Floor Tile suitable for exterior applications in freezing and non-freezing climates when proper installation methods are followed. Mosaics suitable for exterior applications in non-freezing climates only when proper installation methods are followed.

Modular Tile

3-1/4"x6-1/2" (8.2x16.5 cm)	6-1/2"x6-1/2" (16.5x16.5 cm)	13"x13" (33.3x33.3 cm)
5/16" (8.5mm)	5/16" (8.5mm)	5/16" (8.5mm)

Floor Tile

20"x20" (50x50 cm)
7/16" (10.5mm)

Decos

13"x13" (33.3x33.3 cm) Mosaic - Octagon 2"x2"

Trims*

3"x13" (8x33.3 cm) Bullnose

Thickness	5/16" (8.5mm)	5/16" (8.5mm)	5/16" (8.5mm)	7/16" (10.5mm)		
Andretti (Brown)	UJ3B	UJ28	UHAN	UHAS	UHA6	UHA2
Armstrong (Beige)	UJ3C	UJ29	UHAP	UHAT	UHA7	UHA3
Sampras (Gray)	UJ3D	UJ3A	UHAQ	UHAU	UHA8	UHA4

* Trim is available in all colors and made to complement Modular and Floor Tile.



ESSENTIALS™


GLAZED PORCELAIN STONEWARE



BLISSFUL BROWN - SIMPLISTIC SMOKE - TRENDY TAUPE




Wondrous White
(Off-White)




Trendy Taupe
(Taupe)




Graceful Grey
(Grey)



Blissful Brown
(Brown)



Simplistic Smoke
(Dark Grey)



Basic Black
(Black)


MOSAICS - BRICK 2X4



Wondrous White



Trendy Taupe



Graceful Grey



Blissful Brown



Simplistic Smoke



Basic Black

Applications

	Institutional	Commercial	Residential
Floors		•	•
Walls / Backsplashes	•	•	•
Countertops	•	•	•

Floor Tile suitable for exterior applications in freezing and non-freezing climates when proper installation methods are followed. Mosaics suitable for exterior applications in non-freezing climates only when proper installation methods are followed.

Floor Tile



12"x24"

(30x60 cm)

Thickness

3/8"(10mm)

Deco



12"x12"

(30x30 cm)
Mosaic - Brick 2"x4"
7/16"(11mm)

Trims*



6"x12"

(15x30 cm)
Cove Base**



1"x6"

(2.5x15 cm)
Cove Base In Angle**



1"x6"

(2.5x15 cm)
Cove Base Out Angle**



3"x12"

(8x30 cm)
Bullnose

Basic Black (Black)	ULAZ	ULBA24MS1P1	UL6F	UL66	UL6T	UL5UP43C91P1
Blissful Brown (Brown)	ULB2	ULBB24MS1P1	UL6H	UL67	UL6U	UL5VP43C91P1
Graceful Grey (Grey)	ULB3	ULBC24MS1P1	UL6N	UL6A	UL6X	UL5YP43C91P1
Simplistic Smoke (Dark Grey)	ULB4	ULBD24MS1P1	UL63	UL6Q	UL6Z	UL6CP43C91P1
Trendy Taupe (Taupe)	ULB5	ULBE24MS1P1	UL64	UL6R	UL72	UL6DP43C91P1
Wondrous White (Off-White)	ULB6	ULBF24MS1P1	UL65	UL6S	UL73	UL6EP43C91P1

* Trim is available in all colors and made to complement Floor Tile.

** Suggested for interior applications only.



Floor Tile



Wall Tile



Decorative Tile



Trim Available



Medium Variation



Frost Resistant



Abrasion Resistance



D.C.O.F. (Wet Areas)



Pre-Consumer Recycled Content



No VOC



made in the USA



GREEN BUILDING COUNCIL MEMBER



CERTIFIED PORCELAIN TILE
100% IN-GLASS WATER RESISTANT



EVOLUTION STONE™

COLORBODY™ DOUBLE LOADED PORCELAIN STONEWARE

RECTIFIED | DIGITAL PRINT TECHNOLOGY



Malaga
(Beige)



Quarzite
(Beige)



Luserna
(Grey)



Serena
(Grey)

MOSAIC - RANDOM STRIP



Malaga

MOSAIC - STRIP



Quarzite



Serena

Applications

	Institutional	Commercial	Residential
Floors		•	•
Walls / Backsplashes	•	•	•
Countertops	•	•	•

Floor Tile suitable for exterior applications in freezing and non-freezing climates when proper installation methods are followed. Mosaics suitable for exterior applications in non-freezing climates only when proper installation methods are followed.

Modular Tile

Thickness	12"x24" R (30x60 cm) Matte 7/16"(10.5mm)	24"x24" R (60x60 cm) Matte 7/16"(10.5mm)	24"x48" R (60x120 cm) Matte 7/16"(10.5mm)	12"x24" R (30x60 cm) Rock 7/16"(10.5mm)	24"x24" R (60x60 cm) Rock 7/16"(10.5mm)	24"x48" R (60x120 cm) Rock 7/16"(10.5mm)	12"x24" R (30x60 cm) Ridged 7/16"(10.5mm)
-----------	---	---	--	--	--	---	--

Luserna (Grey)		MHNO		MHNS	MHO0	MHO1	
Malaga (Beige)	M6QY	M6QX	M6QV	M6QW			M6Q4
Quarzite (Beige)	MHO2	MHO3	MHO4	MHO5	MHO6	MHO7	
Serena (Grey)	M7ZP	M7ZQ	M7ZR			M7ZT	

Decos

Thickness	12"x12" (30x30 cm) Random Strip Mosaic Matte	12"x24" (30x60 cm) Strip Mosaic Matte
-----------	---	--

Trims*

Thickness	2-3/4"x24" (8x60 cm) Bullnose
-----------	-------------------------------------

	MJ4Q
	M6Q0
	MJ4R
	MF27

Special Order - Please contact your Marazzi Customer Service Representative for more details. Minimum quantities may apply.
* Trim is available in all colors and made to complement Floor Tile.



For Symbol Definitions see pages 106-107
For Performance Characteristics on this product see pages 110-111
For Packaging Information on this product see pages 112-119



MILAN

FONTANELLA™

COLORBODY™ PORCELAIN STONEWARE

RECTIFIED | 3D PRINTING TECHNIQUE



BRIANZA



Monza
(White)



Milan
(Gray)



Brianza
(Beige)

Applications

	Institutional	Commercial	Residential
Floors		•	•
Walls / Backsplashes	•	•	•
Countertops	•	•	•

Suitable for exterior applications in freezing and non-freezing climates when proper installation methods are followed.

Floor Tile

	20" x 20" R (50x50 cm)	18" x 36" R (45x90 cm)
Thickness	3/8" (10mm)	3/8" (10mm)

Brianza (Beige)	ULQ3	ULQ6
Milan (Gray)	ULQ4	ULQ7
Monza (White)	ULQ5	ULQ8



For Symbol Definitions see pages 106-107
For Performance Characteristics on this product see pages 110-111
For Packaging Information on this product see pages 112-119



NOTE

HARMONY™

COLORBODY™ PORCELAIN STONEWARE
RECTIFIED | 3D PRINTING TECHNIQUE



Tone
(White)



Note
(Grey/Brown)



Pitch
(Red/Brown)





Chord
(Black/Cherry)

Applications

	Institutional	Commercial	Residential
Floors		•	•
Walls / Backsplashes	•	•	•
Countertops	•	•	•

Suitable for exterior applications in freezing and non-freezing climates when proper installation methods are followed.

Floor Tile

	
6"x36" R (15x90 cm)	9"x36" R (22.5x90 cm)
3/8"(10mm)	3/8"(10mm)

Thickness

Chord (Black/Cherry)	ULKK	ULKP
Note (Grey/Brown)	ULKL	ULKQ
Pitch (Red/Brown)	ULKM	ULKR
Tone (White)	ULKN	ULKS



For Symbol Definitions see pages 106-107
For Performance Characteristics on this product see pages 110-111
For Packaging Information on this product see pages 112-119



BLACK - MIX

IMPERIAL SLATE™


GLAZED CERAMIC TILE



Tan
(Tan)



Rust
(Rust)



Black
(Black)




Mix*
(Black/Rust)

MOSAICS - SQUARE 2X2



Tan



Mix

Applications

	Institutional	Commercial	Residential
Floors		•	•
Walls / Backsplashes	•	•	•
Countertops	•	•	•

Modular & Floor Tile suitable for exterior applications in freezing and non-freezing climates when proper installation methods are followed. Mosaics suitable for exterior applications in non-freezing climates only when proper installation methods are followed.

Modular Tile



6" x 6"
(15x15 cm)

5/16" (8.5mm)



12" x 12"
(30x30 cm)

5/16" (8.5mm)

Floor Tile



16" x 16"
(40x40 cm)

3/8" (9mm)

Decos



12" x 12"
(30x30 cm)

Mosaic - Square 2"x2"

Trims**



3" x 12"
(8x30 cm)

Bullnose

Thickness

Black (Black)		UE24	UF4P		UH59
Rust (Rust)		UE25	UF4Q		UH6A
Tan (Tan)		UE26	UF4R	ULBG	UH6B
Mix (Black/Rust)*	UE3P			ULBH	

* Mix color is a combination of the Black and Rust. Tile is randomly packaged and has extreme shade variation.

** Trim is available in all colors and made to complement Modular and Floor Tile.



Floor Tile



Wall Tile



Decorative Tile



Trim Available



Random Variation



Frost Resistant



Abrasion Resistance



D.C.O.F. (Wet Areas)



Pre-Consumer Recycled Content



No VOC

made in the USA





CARAWAY



NUTMEG



Ginger
(Light Brown)



Spice
(Medium Brown)



Nutmeg
(Dark Brown)



Caraway
(Grey)

Applications

	Institutional	Commercial	Residential
Floors		•	•
Walls / Backsplashes	•	•	•
Countertops	•	•	•

Suitable for exterior applications in freezing and non-freezing climates when proper installation methods are followed.

Floor Tile



6" x 24"
(15x60 cm)

Thickness

Caraway (Grey)	KW02
Ginger (Light Brown)	KW01
Nutmeg (Dark Brown)	KW04
Spice (Medium Brown)	KW03



Floor Tile



Wall Tile



3d Printing Technique



Medium Variation



Frost Resistant



Abrasion Resistance



D.C.O.F. (Wet Areas)



Pre-Consumer Recycled Content



No VOC



made in the USA



U.S. GREEN BUILDING COUNCIL MEMBER



CERTIFIED PORCELAIN TILE
95% or less water absorption



NOCE




ORO



Oro
(Golden Brown)




Grigio
(Grey)




Noce
(Walnut)

MOSAICS - SQUARE 2x2



Oro



Grigio





Noce

Applications


	Institutional	Commercial	Residential
Floors		•	•
Walls / Backsplashes	•	•	•
Countertops	•	•	•

Floor Tile suitable for exterior applications in freezing and non-freezing climates when proper installation methods are followed. Mosaics suitable for exterior applications in non-freezing climates only when proper installation methods are followed.

Floor Tile

	
12"x12" (30x30 cm)	18"x18" (45x45 cm)
5/16"(8mm)	3/8"(9mm)

Decos


12"x12" (30x30 cm)
Mosaic - Square 2"x2"

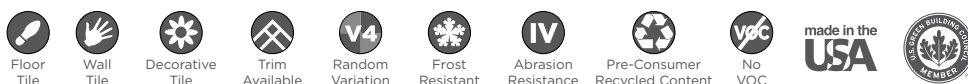
Trims*


3"x12" (8x30 cm)
Bullnose

Thickness

Grigio (Grey)	ULDB	ULDE	ULDH	ULDL
Noce (Walnut)	ULDC	ULDF	ULDJ	ULDM
Oro (Golden brown)	ULDA	ULDD	ULDG	ULDK

* Trim is available in all colors and made to complement Floor Tile.





COSMOPOLITAN

LOUNGE14™

COLORBODY™ PORCELAIN STONWARE

RECTIFIED | 3D PRINTING TECHNIQUE



Spritzer
(White)



Cosmopolitan
(Beige)



Sidecar
(Grey)



Martini
(Black)

DECORATIVE INLAYS



Spritzer



Cosmopolitan



Sidecar



Martini

STRIP MOSAICS



Spritzer



Cosmopolitan



Sidecar



Martini

MOSAICS - SQUARE 2X2




Spritzer



Cosmopolitan



Sidecar



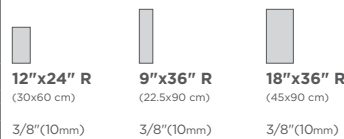
Martini

Applications

	Institutional	Commercial	Residential
Floors		•	•
Walls / Backsplashes	•	•	•
Countertops			

Floor Tile suitable for exterior applications in freezing and non-freezing climates when proper installation methods are followed. Mosaics suitable for exterior applications in non-freezing climates only when proper installation methods are followed.

Floor Tile



Thickness

	12"x24" R (30x60 cm)	9"x36" R (22.5x90 cm)	18"x36" R (45x90 cm)
Cosmopolitan (Beige)	ULGN	ULGS	ULGW
Martini (Black)	ULGP	ULGT	ULGX
Sidecar (Grey)	ULGQ	ULGU	ULGY
Spritzer (White)	ULGR	ULGV	ULGZ

* Trim is available in all colors and made to complement Floor Tile.

Decos



	12"x24" R (30x60 cm) Decorative Inlay	12"x24" (30x60 cm) Strip Mosaic	12"x12" (30x30 cm) Mosaic - Square 2"x2"
	ULJA	ULJJ	ULJE
	ULJB	ULJK	ULJF
	ULJC	ULJL	ULJG
	ULJD	ULJM	ULJH

Trims*



	6"x12" (15x30 cm) Cove Base	1"x6" (2.5x15 cm) Cove Base Out Angle	3"x24" (8x60 cm) Bullnose
	ULH6	ULHE	ULH2
	ULH7	ULHF	ULH3
	ULH8	ULHG	ULH4
	ULH9	ULHH	ULH5



For Symbol Definitions see pages 106-107
For Performance Characteristics on this product see pages 110-111
For Packaging Information on this product see pages 112-119



GREY

MONOLITH™

COLORBODY™ DOUBLE LOADED PORCELAIN STONEWARE

RECTIFIED



White
(Off-White)



Wengé
(Brown)



Grey
(Grey)



Black
(Black)

3D MOSAIC



White



Black

Applications

	Institutional	Commercial	Residential
Floors		•	•
Walls / Backsplashes	•	•	•
Countertops	•	•	•

Modular Tile suitable for exterior applications in freezing and non-freezing climates when proper installation methods are followed. Mosaics suitable for exterior applications in non-freezing climates only when proper installation methods are followed.

Modular Tile

Thickness	12"x24" R (30x60 cm) Brushed 7/16" (10.5mm)	24"x24" R (60x60 cm) Brushed 7/16" (10.5mm)	12"x24" R (30x60 cm) Brushed 7/16" (10.5mm)	24"x24" R (60x60 cm) Matte 7/16" (10.5mm)	24"x48" R (60x120 cm) Matte 7/16" (10.5mm)	12"x24" R (30x60 cm) Rock 7/16" (10.5mm)	24"x24" R (60x60 cm) Rock 7/16" (10.5mm)	24"x48" R (60x120 cm) Rock 7/16" (10.5mm)	12"x24" (30x60 cm) 3D Mosaic	4"x24" (10.2x60 cm) Bullnose
Black (Black)	M6HH	M6HM	M68F	M68A	M676	M68P	M68K	M68U	M6HR	M6JK
Grey (Grey)	M6HK	M6HP	M68H	M68D	M678	M68R	M68M	M68W		M6JM
Wengé (Brown)	M6HJ	M6HN	M68G	M68C	M677	M68Q	M68L	M68V		M6JL
White (Off-White)	M6HG	M6HL	M68E	M679	M675	M68N	M68J	M68T	M6HQ	M6JJ

Decos

Trims*

Special Order - Please contact your Marazzi Customer Service Representative for more details. Minimum quantities may apply.

* Available in Matte Finish, used for all finishes.



For Symbol Definitions see pages 106-107
For Performance Characteristics on this product see pages 110-111
For Packaging Information on this product see pages 112-119



ZEBRINO

PERSEO™

GLAZED PORCELAIN STONEWARE


RECTIFIED | 3D PRINTING TECHNIQUE




Caldia
(White)



Zebrino
(Grey/White)



Marfil
(Beige)



Grey
(Grey)



Brown
(Brown)

Applications

	Institutional	Commercial	Residential
Floors			•
Walls / Backsplashes	•	•	•
Countertops			

Suitable for exterior applications in freezing and non-freezing climates when proper installation methods are followed.

Floor Tile


24"x24" R
(60x60 cm)
Rectified
7/16"(10.5mm)

Thickness

Brown (Brown)	DBME
Caldia (White)	DBMA
Grey (Grey)	DBMB
Marfil (Beige)	DBLZ
Zebrino (Grey/White)	DBLY





PETRIFIED GRAY

PRESERVATION™

COLORBODY™ PORCELAIN STONEWARE

RECTIFIED | 3D PRINTING TECHNIQUE



AGED WALNUT



Distressed Oak
(Natural)



Petrified Gray
(Gray)





Aged Walnut
(Brown)

Applications

	Institutional	Commercial	Residential
Floors		•	•
Walls / Backsplashes	•	•	•
Countertops	•	•	•

Suitable for exterior applications in freezing and non-freezing climates when proper installation methods are followed.

Floor Tile

	
6" x 36" R (15x90 cm)	9" x 36" R (22.5x90 cm)

Thickness

Aged Walnut (Brown)	3/8" (10mm)	3/8" (10mm)
Distressed Oak (Natural)	PR25	PR25
Petrified Gray (Gray)	PR24	PR24
	PR26	PR26



Floor
Tile



Wall
Tile



3d Printing
Technique



Rectified
Tile



High
Variation



Frost
Resistant



Abrasion
Resistance



D.C.O.F.
(Wet Areas)



Pre-Consumer
Recycled Content



No
VOC



made in the
USA



GREEN BUILDING
COUNCIL
MEMBER



CERTIFIED
PORCELAIN
TILE
95% OF SOLID WASTE RECYCLED



QUEBEC

PROVINCE™

GLAZED CERAMIC TILE



New Brunswick
(Ivory)



Quebec
(Walnut)



Nova Scotia
(Rust)

MOSAICS - SQUARE 2X2



New Brunswick



Quebec



Nova Scotia

Applications

	Institutional	Commercial	Residential
Floors		•	•
Walls / Backsplashes	•	•	•
Countertops	•	•	•

Floor Tile suitable for exterior applications in freezing and non-freezing climates when proper installation methods are followed. Mosaics suitable for exterior applications in non-freezing climates only when proper installation methods are followed.

Floor Tile



Thickness

New Brunswick (Ivory)	ULCT	ULCX	ULD3	ULD7
Nova Scotia (Rust)	ULCU	ULCY	ULD4	ULD8
Quebec (Walnut)	ULCV	ULCZ	ULD5	ULD9

* Trim is available in all colors and made to complement Floor Tile.





PIENZA

SAN SAVINO™

GLAZED PORCELAIN STONEWARE

3D PRINTING TECHNIQUE



VOLTERRA



Greve
(Grey)



Pienza
(Beige)



Volterra
(Charcoal)

MOSAICS - SQUARE 2X2



Greve



Pienza






Volterra

Applications


	Institutional	Commercial	Residential
Floors		•	•
Walls / Backsplashes	•	•	•
Countertops		•	•

Floor Tile suitable for exterior applications in freezing and non-freezing climates when proper installation methods are followed. Mosaics suitable for exterior applications in non-freezing climates only when proper installation methods are followed.

Floor Tile

 12"x24" (30x60 cm)	 20"x20" (50x50 cm)	 18"x36" (45x90 cm)
3/8"(10mm)	3/8"(10mm)	3/8"(10mm)

Decos

 12"x12" (30x30 cm) Mosaic - Square 2"x2"
--

Trim*

 6"x12" (15x30 cm) Cove Base**	 1"x6" (2.5x15 cm) Cove Base Out Angle**	 3"x12" (8x30 cm) Bullnose
---	---	---

Thickness	12"x24"	20"x20"	18"x36"	12"x12"	6"x12"	1"x6"	3"x12"
Greve (Grey)	ULP9	ULPC	ULPF	ULPJ	ULPQ	ULPT	ULPM
Pienza (Beige)	ULPA	ULPD	ULPG	ULPK	ULPR	ULPU	ULPN
Volterra (Charcoal)	ULPB	ULPE	ULPH	ULPL	ULPS	ULPV	ULPP

* Trim is available in all colors and made to complement Floor Tile.
** Suggested for interior applications only



For Symbol Definitions see pages 106-107
For Performance Characteristics on this product see pages 110-111
For Packaging Information on this product see pages 112-119



ACQUA

SATURNIA™

GLAZED PORCELAIN STONEWARE



Creta
(Gray)



Acqua
(Ivory)



Argilla
(Walnut)



Elios
(Gold)

MOSAIC - SQUARE 1X1



Creta



Acqua



Argilla



Elios

MOSAIC - DIAMOND 1X2



Creta



Acqua



Argilla



Elios

MOSAIC - SQUARE 2X2



Creta



Acqua



Argilla



Elios

MOSAIC - DIAMOND 2X3-1/2



Creta



Acqua



Argilla



Elios

Applications

	Institutional	Commercial	Residential
Floors		•	•
Walls / Backsplashes	•	•	•
Countertops	•	•	•

Floor Tile suitable for exterior applications in freezing and non-freezing climates when proper installation methods are followed. Mosaics suitable for exterior applications in non-freezing climates only when proper installation methods are followed.

Floor Tile



13"x13"
(33.3x33.3 cm)

7/16" (10.5mm)



20"x20"
(50x50 cm)

7/16" (11mm)

Decos*



13"x13"
(33.3x33.3 cm)
Mosaic - Square 1"x1"



13"x13"
(33.3x33.3 cm)
Mosaic - Square 2"x2"



13"x13"
(33.3x33.3 cm)
Mosaic - Diamond 1"x2"



13"x13"
(33.3x33.3 cm)
Mosaic - Diamond 2"x3-1/2"

Trim**



3"x13"
(8x33.3 cm)
Bullnose

Thickness

Acqua (Ivory)	FB24	FB28	FC2K	FC2P	FC2T	FC2X	FB2C
Argilla (Walnut)	FB25	FB29	FC2L	FC2Q	FC2U	FC2Y	FB2D
Creta (Gray)	FB26	FB2A	FC2M	FC2R	FC2V	FC2Z	FB2E
Elios (Gold)	FB27	FB2B	FC2N	FC2S	FC2W	FC22	FB2F
Serena (Complements all colors)							

* Individual pieces on Mesh-mounted Mosaics are tumbled to intentionally create distressed edges that add timeless character. As in nature, the edges can appear irregular and slightly worn, adding a slightly rustic touch.

** Trim is available in all colors and made to complement Floor Tile.





SOPHISTICATED



ELEGANT



Elegant
(White)



Sophisticated
(Beige)



Distinguished
(Dark Noce)


MOSAICS - SQUARE 2X2



Elegant



Sophisticated



Distinguished

MIXED DECOS



Silk
Mixed Mosaic



Silk
Mixed Listelli



Silk
Mixed Liner with Glass

Applications

	Institutional	Commercial	Residential
Floors		•	•
Walls / Backsplashes	•	•	•
Countertops	•	•	•

Floor Tile suitable for exterior applications in freezing and non-freezing climates when proper installation methods are followed. Mosaics suitable for exterior applications in non-freezing climates only when proper installation methods are followed.

Floor Tile

Thickness	12" x 24" (30x60 cm)	18" x 36" (45x90 cm)	20" x 20" (50x50 cm)
	3/8" (10mm)	3/8" (10mm)	3/8" (10mm)

Decos

Thickness	5/8" x 12" (2x30 cm) Liner with Glass	2" x 12" (5x30 cm) Listelli	12" x 12" (30x30 cm) Mixed Mosaic	12" x 12" (30x30 cm) Mosaic-Square 2"x2"

Trim*

Thickness	6" x 12" (15x30 cm) Covebase**	1" x 6" (2.5x15 cm) Covebase In Angle**	1" x 6" (2.5x15 cm) Covebase Out Angle**	4" x 24" (10x60 cm) Bullnose

Distinguished (dark noce)	ULBL	ULBP	ULBS				ULEW	ULC6	ULBY	ULC3	ULBV
Elegant (white)	ULBJ	ULBM	ULBQ				ULEU	ULC4	ULBW	ULBZ	ULBT
Sophisticated (beige)	ULBK	ULBN	ULBR				ULEV	ULC5	ULBX	ULC2	ULBU
Mixed				ULEB	ULEE	ULE8					

* Trim is available in all colors and made to complement Floor Tile.
** Suggested for interior applications only.





BIANCO - ARANCIO - ROSSO - BLU - FANGO - GIALLO

SISTEM A™

COLORBODY™ CRYSTALLIZED PORCELAIN STONEWARE

RECTIFIED

COOL SHADES



Bianco
(White)



Acciaio
(Steel)



Grigio
(Grey)



Cemento
(Pewter)



Ardesia
(Slate)



Nero
(Black)

WARM SHADES




Avorio
(Ivory)



Sabbia
(Light Brown)



Tortora
(Medium Brown)



Fango
(Dark Brown)



Marrone
(Brown)

INTENSE SHADES




Giallo
(Yellow)



Arancio
(Orange)



Creta
(Tan)



Rosso
(Red)



Blu
(Blue)

Applications

	Institutional	Commercial	Residential
Floors		•	•
Walls / Backsplashes	•	•	•
Countertops	•	•	•

Suitable for exterior applications in freezing and non-freezing climates when proper installation methods are followed.

Modular Tile

Thickness	12"x24" R (30x60 cm) Matte 7/16"(10.5mm)	24"x24" R (60x60 cm) Matte 7/16"(10.5mm)	24"x48" R (60x120 cm) Matte 7/16"(10.5mm)	24"x24" R (60x60 cm) Lux 7/16"(10.5mm)	Trim** 3"x24" (8x60 cm) Bullnose
-----------	---	---	--	---	---

Acciaio (Steel)	M6MG	M6K8		M6LW	M6NZ
Arancio (Orange)	M6MZ	M6LR	M6NJ	M6ME	M6NQ
Ardesia (Slate)*	M6MK	M6LC		M6LZ	M6N2
Avorio (Ivory)	M6MM	M6LE	M6M6	M6L1	M6NR
Bianco (White)	M6MF	M6K7	M6M0	M6LV	M6NY
Blu (Blue)*	M6MX	M6LP	M6NG	M6MC	M6NN
Cemento (Pewter)	M6MH	M6K9	M6M2	M6LX	M6NO
Creta (Tan)		M6LL			M6NK
Fango (Dark Brown)*	M6MR	M6LJ		M6L5	M6NW
Giallo (Yellow)		M6LQ		M6MD	M6NP
Grigio (Grey)	M6MJ	M6LA	M6M3	M6LY	M6N1
Marrone (Brown)		M6LK			M6NX
Nero (Black)*	M6ML	M6LD	M6M5	M6L0	M6N3
Rosso (Red)	M6MW	M6LN	M6NF	M6MA	M6NM
Sabbia (Light Brown)		M6LF			M6NT
Tortora (Medium Brown)		M6LG		M6L3	M6NU

Special Order - Please contact your Marazzi Customer Service Representative for more details. Minimum quantities may apply.

* In the darker shades, the color is enhanced and made more luminous by the inclusion of shiny elements in the glaze.

** Trim is available in matte finish in all colors and made to complement Modular Tile.



Floor
Tile



Wall
Tile



Rectified
Tile



Trim
Available



Low
Variation



Frost
Resistant



Abrasion
Resistance



D.C.O.F.
(Wet Areas)



Pre-Consumer
Recycled Content



No
VOC



GREEN BUILDING
COUNCIL
MEMBER



CERTIFIED
PORCELAIN
TILE
95% OF THE WEIGHT



BIANCO PURO_N - FANGO_N - GRIGIO CHIARO_N - GRIGIO
MEDIO_N - GRIGIO SCURO_N - NERO_N - SABBIA_N - TORTORA_N

SISTEM N™

UNGLAZED DOUBLE LOADED PORCELAIN STONEWARE


RECTIFIED




GRIGIO SCURO_N



Bianco Puro_N
(White)



Bianco_N
(Off-White)



Grigio Chiaro
(Light Grey)



Grigio Medio_N
(Medium Grey)



Grigio Scuro_N
(Dark Grey)



Nero_N
(Black)



Sabbia_N
(Light Brown)



Tortora_N
(Medium Brown)



Fango_N
(Dark Brown)

Applications

	Institutional	Commercial	Residential
Floors		•	•
Walls / Backsplashes	•	•	•
Countertops	•	•	•

Suitable for exterior applications in freezing and non-freezing climates when proper installation methods are followed.

Modular Tile

Thickness	4"x24" R (10x60 cm) Matte 7/16" (10.5mm)	6"x24" R (15x60 cm) Matte 7/16" (10.5mm)	12"x24" R (30x60 cm) Matte 7/16" (10.5mm)	24"x24" R (60x60 cm) Matte 7/16" (10.5mm)	24"x24" R (60x60 cm) Polished 3/8" (10.5mm)	4"x24" R (10x60 cm) Rock 7/16" (10.5mm)	6"x24" R (15x60 cm) Rock 7/16" (10.5mm)	12"x24" R (30x60 cm) Rock 7/16" (10.5mm)	24"x24" R (60x60 cm) Rock 7/16" (10.5mm)
-----------	---	---	--	--	--	--	--	---	---

Trim*

6"x12" (15x30 cm) Covebase**	1"x6" (2.5x15 cm) Covebase In Angle**	1"x6" (2.5x15 cm) Covebase Out Angle**	3"x24" (8x60 cm) Bullnose
------------------------------------	--	---	---------------------------------

Bianco Puro_N (White)	M9ZZ	M9Z0	M829	M7Q8	MJ00					UK7P	UK7Z	UK8A	M841
Bianco_N (Off-White)	M833	M838	M83A	M7Q9	MJ01	M84E	M84K	M83Y	M85G				M842
Fango_N (Dark Brown)	M9Z3	M9Z4	M83E	M824	MJ04					UK7R	UK83	UK8C	M845
Grigio Chiaro_N (Light Grey)	M835	M84A	M83F	M825	MJ05	M84G	M84M	M830	M85J	UK7S	UK84	UK8D	M846
Grigio Medio_N (Medium Grey)	M9Z5	M9Z6	M83G	M826	MJ06								M847
Grigio Scuro_N (Dark Grey)	M836	M84C	M83H	M827	MJ07	M84H	M84N	M831	M9ZV	UK7U	UK86	UK8F	M848
Nero_N (Black)	M837	M84D	M83J	M828	MJ08	M84J	M84P	M832	M9ZW	UK7V	UK87	UK8G	M849
Sabbia_N (Light Brown)	M834	M839	M83C	M7RA	MJ02	M84F	M84L	M83Z	M85H	UK7W	UK88	UK8H	M843
Tortora_N (Medium Brown)	M9Z1	M9Z2	M83D	M7RC	MJ03								M844

Special Order - Please contact your Marazzi Customer Service Representative for more details. Minimum quantities may apply.

* Trim is available in matte finish in all colors and made to complement Floor Tile.

** Suggested for interior applications only.



For Symbol Definitions see pages 106-107
For Performance Characteristics on this product see pages 110-111
For Packaging Information on this product see pages 112-119

SISTEM T™ CROMIE

UNGLAZED THROUGH BODY PORCELAIN STONEWARE



Bianco Special_C (Alabastro)
(White)




Bianco_C
(Off-White)



Panna_C (Opale)
(Cream)



Grigio Chiaro_C (Ossidiano)
(Light Grey)



Acciaio_C
(Steel)



Blu_C
(Blue)



Zolfo_C
(Gold)




Grigio Medio_C (Fumo)
(Medium Grey)



Cemento_C
(Pewter)



Tortora_C
(Medium Brown)



Fango_C
(Dark Brown)



Antracite_C (Lavagna)
(Ebony)



Nero_C
(Black)

Applications

	Institutional	Commercial	Residential
Floors		•	•
Walls / Backsplashes	•	•	•
Countertops	•	•	•

Floor Tile suitable for exterior applications in freezing and non-freezing climates when proper installation methods are followed.

Floor Tile

8"x8"	12"x12"	12"x12"
(20x20 cm) Matte	(30x30 cm) Matte	(30x30 cm) Rock
5/16" (8mm)	5/16" (8.5mm)	5/16" (8mm)

Trim*

4"x8"	1"x4"	1"x4"	4"x12"
(10x20 cm)	(2.5x10 cm)	(2.5x10 cm)	(10x30 cm)
Cove Base**	Cove Base In Angle**	Cove Base Out Angle**	Bullnose

Thickness

Acciaio_C (Steel)		M7LQ				M7PY	
Antracite_C (Lavagna) (Ebony)	MRKE	MRJP	M7L7	MRRF	MRRT	MSTW	MWKW
Bianco_C (Off-White)	M9ZX	MHMZ					MJAC
Bianco Special_C (Alabastro) (White)		M7LP					M7PX
Blu_C (Blue)		M7LV					M7P2
Cemento_C (Pewter)	M7MQ	M7LR	M7L6	M7QU	M7QW	M7QY	M7PZ
Fango_C (Dark Brown)		M7LW					M7P3
Grigio Chiaro_C (Ossidiana) (Light Grey)		MHMM					MJ90
Grigio Medio_C (Fumo) (Medium Grey)	MRKC	MRJM	MRLG	MRRE	MRRS	MSTV	MWKV
Nero_C (Black)		M7LU					M7P1
Panna_C (Opale) (Cream)	MRK5	MRJF	MRLF	MARRA	MRRP	MSTS	MWKS
Tortora_C (Medium Brown)	M7MR	M7LX	M7L8	M7QV	M7QX	M7QZ	M7P4
Zolfo_C (Gold)		MRK3					MWL3

Special Order - Please contact your Marazzi Customer Service Representative for more details. Minimum quantities may apply.

* Trim is available in matte finish in all colors and made to complement Floor Tile.

** Suggested for interior applications only.



Floor Tile



Wall Tile



Trim Available



Low Variation



Frost Resistant



Abrasion Resistance



D.C.O.F. (Wet Areas)



Pre-Consumer Recycled Content



No VOC



SISTEM T™ GRANITI

UNGLAZED THROUGH BODY PORCELAIN STONEWARE



Bianco_GR
(White)



Panna_GR (Dakota)
(Cream)




Grigio Chiaro_GR (Serizzo)
(Light Grey)



Verde_GR (Marina)
(Green)



Sabbia_GR (Amarelo)
(Light Brown)



Grigio Medio_GR (Malaga)
(Medium Grey)



Blu_GR
(Blue)



Tortora_GR
(Medium Brown)



Cotto_GR
(Rust)



Grigio Scuro_GR (Emerald)
(Dark Grey)






Antracite_GR (Special Antracite)
(Ebony)

Applications





	Institutional	Commercial	Residential
Floors		•	•
Walls / Backsplashes	•	•	•
Countertops	•	•	•

Floor Tile suitable for exterior applications in freezing and non-freezing climates when proper installation methods are followed.

Floor Tile

		
8"x8" (20x20 cm)	12"x12" (30x30 cm)	12"x12" (30x30 cm)
Matte	Matte	Rock
5/16" (8mm)	7/16" (8.5mm)	5/16" (8mm)

Trim*

			
6"x12" (15x30 cm)	1"x6" (2.5x15 cm)	1"x6" (2.5x15 cm)	4"x12" (10x30 cm)
Cove Base**	Cove Base In Angle**	Cove Base Out Angle**	Bullnose

Thickness

Antracite_GR (Special Anthracite) (Ebony)		MKMZ		UK5C	UK5P		KXQR
Bianco_GR (White)		M7JQ		UK5D	UK5Q	UK63	M7NG
Blu_GR (Blue)		M7JP					M7NJ
Cotto_GR (Capao) (Rust)		MRTI					MWLD
Grigio Chiaro_GR (Serizzo) (Light Grey)	MRU2	MRTC	MRV3	UK5G	UK5T		MWLJ
Grigio Medio_GR (Malaga) (Medium Grey)	M7KZ	M7JR	M7J0	UK5H	UK5U	UK67	M7NH
Grigio Scuro_GR (Emerald) (Dark Grey)	MRU4	MRTE	M7JZ	UK5J	UK5V	UK68	MWLK
Panna_GR (Dakota) (Cream)	MRU8	MRTJ	MIW7	UK5K	UK5W	UK69	MWLM
Sabbia_GR (Amarelo) (Light Brown)	MRTW	MRT5	MRV0				MWLF
Tortora_GR (Medium Brown)		M7JT					M7NK
Verde_GR (Marina) (Green)		MRTL					MWLN

Special Order - Please contact your Marazzi Customer Service Representative for more details. Minimum quantities may apply.

* Trim is available in matte finish in all colors and made to complement Floor Tile.

** Suggested for interior applications only.



Floor Tile



Wall Tile



Trim Available



Low Variation



Frost Resistant



Abrasion Resistance



D.C.O.F. (Wet Areas)



Pre-Consumer Recycled Content



No VOC



MEMBER



CERTIFIED PORCELAIN TILE



ANTHRACITE - GREY



BEIGE - GREY - BROWN




Beige
(Beige)



Grey
(Grey)




Anthracite
(Dark Grey)



Brown
(Brown)

FASCIA



Beige



Grey



Anthracite



Brown

DECORATIVE MODULO



Anthracite



Brown

Applications

	Institutional	Commercial	Residential
Floors		•	•
Walls / Backsplashes	•	•	•
Countertops	•	•	•

Modular Tile suitable for exterior applications in freezing and non-freezing climates when proper installation methods are followed. Mosaics suitable for exterior applications in non-freezing climates only when proper installation methods are followed.

Modular Tile

Thickness	12"x24" R (30x60 cm)	24"x24" R (60x60 cm)	12"x48" R (30x120 cm)	24"x48" R (60x120 cm)
7/16" (10.5mm)	7/16" (10.5mm)	7/16" (10.5mm)	7/16" (11mm)	

Decos

Thickness	12"x24" (30x60 cm) Fascia	12"x12" (30x30 cm) Decorative Modulo

Trim*

Thickness	6"x12" (15x30 cm) Sanitary Cove Base**	1"x6" (2.5x15 cm) Sanitary Cove Base In Angle**	1"x6" (2.5x15 cm) Sanitary Cove Base Out Angle**	4"x24" (10x60 cm) Bullnose

Anthracite (Dark Grey)	M6X4	M6X0	M6YN	M6XW	M70C	M6Z9	UHCR	UHCV	UHCZ	M70U
Beige (Beige)	M6X1	M6XX	M6YK	M6XT	M70E		UHCN	UHCS	UHCW	M70Q
Brown (Brown)	M6X3	M6XZ	M6YM	M6XV	M70D	M70A	UHCQ	UHCU	UHCY	M70T
Grey (Grey)	M6X2	M6XY	M6YL	M6XU	M70F		UHCP	UHCT	UHCX	M70R

* Trim is available in all colors and made to complement Modular and Floor Tile.

** Suggested for interior applications only.





SEQUOYAH

STONE AGE™

GLAZED CERAMIC TILE



LOST SEA



Sequoyah
(Beige)



Lost Sea
(Charcoal)



Mammoth
(Brown)



Lava River
(Rust)


MOSAIC - SQUARE 2X2




Sequoyah



Lost Sea



Mammoth



Lava River

Applications

	Institutional	Commercial	Residential
Floors		•	•
Walls / Backsplashes	•	•	•
Countertops	•	•	•

Modular & Floor Tile suitable for exterior applications in freezing and non-freezing climates when proper installation methods are followed. Mosaics suitable for exterior applications in non-freezing climates only when proper installation methods are followed.

Modular Tile	Floor Tile	Decos	Trim*
 6" x 6" (15x15 cm)	 12" x 12" (30x30 cm)	 18" x 18" (45x45 cm)	 12" x 12" (30x30 cm) Mosaic - Square 2"x2"
 3" x 12" (8x30 cm) Bullnose			
Thickness	5/16" (8.5mm)	5/16" (8.5mm)	3/8" (9.5mm)
Lava River (Rust)	UL7U	UL7Y	UL84
Lost Sea (Charcoal)	UL7V	UL7Z	UL85
Mammoth (Brown)	UL7W	UL82	UL86
Sequoyah (Beige)	UL7X	UL83	UL87
			ULCK
			ULCL
			ULCM
			ULCN
			UL88
			UL89
			UL8A
			UL8B

Thickness

* Trim is available in all colors and made to complement Modular and Floor Tile.



For Symbol Definitions see pages 106-107
For Performance Characteristics on this product see pages 110-111
For Packaging Information on this product see pages 112-119



CAFÉ AU LAIT

SUMMERSVILLE™

GLAZED PORCELAIN STONWARE

3D PRINTING TECHNIQUE



KIR ROYALE



Champagne
(White)



Café au Lait
(Beige)



Kir Royale
(Gray)

MOSAICS - SQUARE 2X2



Champagne



Café au Lait



Kir Royale

MOSAICS - HERRINGBONE 2X4



Champagne



Café au Lait



Kir Royale

Applications

	Institutional	Commercial	Residential
Floors		•	•
Walls / Backsplashes	•	•	•
Countertops			

Floor Tile suitable for exterior applications in freezing and non-freezing climates when proper installation methods are followed. Mosaics suitable for exterior applications in non-freezing climates only when proper installation methods are followed.

Floor Tile

Size	Thickness
20" x 20" (50x50 cm)	3/8" (10mm)
12" x 24" (30x60 cm)	3/8" (10mm)
18" x 36" (45x90 cm)	3/8" (10mm)

Decos**

Size	Thickness
12" x 12" (30x30 cm) Mosaic - Square 2" x 2"	1/4" (6mm)
14" x 12" (35.5x30 cm) Mosaic - Herringbone 2" x 4"	1/4" (6mm)

Trim*

Size	Thickness
3" x 24" (8x60 cm) Bullnose	3/8" (10mm)

Thickness

Café au Lait (Beige)	SV07	SV07	SV07	SV07	SV07	SV07
Champagne (White)	SV06	SV06	SV06	SV06	SV06	SV06
Kir Royale (Gray)	SV08	SV08	SV08	SV08	SV08	SV08

* Trim is available in all colors and made to complement Floor Tile.

** Mosaics are glazed ceramic & made in Mexico.





MARFIL CREAM

TIMELESS COLLECTION™

COLORBODY™ PORCELAIN STONEWARE

RECTIFIED | 3D PRINTING TECHNIQUE



EMPERADOR MOCHA



Calacatta Pearl
(White)



Marfil Cream
(Beige)



Emperador Mocha
(Brown)

MOSAIC - HEXAGON 1-3/4X1-1/2



Calacatta Pearl



Marfil Cream










Emperador Mocha

Applications

	Institutional	Commercial	Residential
Floors		•	•
Walls / Backsplashes	•	•	•
Countertops	•	•	•

Modular & Floor Tile suitable for exterior applications in freezing and non-freezing climates when proper installation methods are followed. Mosaics suitable for exterior applications in non-freezing climates only when proper installation methods are followed.

	Modular Tile		Floor Tile			Decos*	Trim**
							
	3-1/4" x 6-1/2" R (8x16.5 cm) Rectified	13" x 13" R (33.3x33.3 cm) Rectified	20" x 20" R (50x50 cm) Rectified	12" x 24" (30x60 cm) Rectified	18" x 36" R (45x90 cm) Rectified	13" x 13" (33.3x33.3 cm) Mosaic - Hexagon 1-3/4" x 1-1/2"	3" x 13" (8x33.3 cm) Bullnose
Thickness	5/16" (8.5mm)	5/16" (8.5mm)	7/16" (11mm)	7/16" (11mm)	3/8" (9mm)		
Calacatta Pearl (White)	UK2N	UK2A	UK2D	UK2K	ULCP	UK2V	UK2S
Emperador Mocha (Brown)	UK2R	UK2C	UK2F	UK2M	ULCR	UK2X	UK2U
Marfil Cream (Beige)	UK2P	UK2B	UK2E	UK2L	ULCQ	UK2W	UK2T

* Mosaics are mounted to a mesh backing.

** Trim is available in all colors and made to complement Modular and Floor Tile.





NOCE



Ivory
(Ivory)



Beige
(Beige)



Noce
(Walnut)

Applications

	Institutional	Commercial	Residential
Floors		•	•
Walls / Backsplashes	•	•	•
Countertops	•	•	•

Modular & Floor Tile suitable for exterior applications in freezing and non-freezing climates when proper installation methods are followed.

	Modular Tile			Floor Tile	Trim*
	6-1/2" x 6-1/2" (16.5x16.5 cm)	6-1/2" x 13" (16.5x33.3 cm)	13" x 13" (33.3x33.3 cm)	20" x 20" (50x50 cm)	3" x 13" (8x33.3 cm) Bullnose
Thickness	7/16" (10.5mm)	7/16" (10.5mm)	7/16" (10.5mm)	7/16" (10.5mm)	
Beige (Beige)	UB5E	UB5J	UB5N	UB5W	UB6N
Ivory (Ivory)	UB5F	UB5K	UB5P	UB5X	UB6P
Noce (Walnut)	UB5G	UB5L	UB5Q	UB5Y	UB6Q
Palace (Complements all colors)					

* Trim is available in all colors and made to complement Modular and Floor Tile.





BLACK


TREVERK™

COLORBODY™ PORCELAIN STONEWARE
RECTIFIED | DIGITAL PRINT TECHNOLOGY




White (White) **Beige** (Beige) **Teak** (Brown) **Capuccino** (Grey) **Wengé** (Dark Brown) **Black** (Black)

MOSAIC - SQUARE 1X1



White/Capuccino/Black **Beige/Teak/Wengé**

DECORO MIX



White/Capuccino/Black **Beige/Teak/Wengé**

Applications

	Institutional	Commercial	Residential
Floors		•	•
Walls / Backsplashes	•	•	•
Countertops	•	•	•

Floor Tile suitable for exterior applications in freezing and non-freezing climates when proper installation methods are followed. Mosaics suitable for exterior applications in non-freezing climates only when proper installation methods are followed.

Floor Tile

Thickness	6" x 48" R (15x120 cm)	8" x 48" R (20x120 cm)	12" x 48" R (30x120 cm)
Beige (Beige)	M7W2	M7WW	M7WP
Black (Black)	M7W6	M7W0	M7WU
Capuccino (Grey)	M7W3	M7WX	M7WQ
Teak (Brown)	M7W4	M7WY	M7WR
Wengé (Dark Brown)	M7W5	M7WZ	M7WT
White (White)	M7W1	M7WV	M7WN
White/Capuccino/Black			
Beige/Teak/Wengé			

Decos

Thickness	12" x 12" (30x30 cm) Mosaic	12" x 24" (30x60 cm) Decoro Mix
White/Capuccino/Black	M7W7	M7XC
Beige/Teak/Wengé	M7W8	M7XD

Thickness

Beige (Beige)	M7W2	M7WW	M7WP		
Black (Black)	M7W6	M7W0	M7WU		
Capuccino (Grey)	M7W3	M7WX	M7WQ		
Teak (Brown)	M7W4	M7WY	M7WR		
Wengé (Dark Brown)	M7W5	M7WZ	M7WT		
White (White)	M7W1	M7WV	M7WN		
White/Capuccino/Black				M7W7	M7XC
Beige/Teak/Wengé				M7W8	M7XD

Special Order - Please contact your Marazzi Customer Service Representative for more details. Minimum quantities may apply.



For Symbol Definitions see pages 106-107
For Performance Characteristics on this product see pages 110-111
For Packaging Information on this product see pages 112-119



AFRICA

TREVERKCHIC™

COLORBODY™ PORCELAIN STONEWARE

RECTIFIED | 3D PRINTING TECHNIQUE



Africa
(Off-White)



Francese
(Light Brown)



Italiano
(Medium Brown)



Americano
(Dark Brown)

Applications

	Institutional	Commercial	Residential
Floors		•	•
Walls / Backsplashes	•	•	•
Countertops	•	•	•

Suitable for exterior applications in freezing and non-freezing climates when proper installation methods are followed.

Floor Tile

	6"x48" R (15x120 cm)	8"x48" R (20x120 cm)	12"x48" R (30x120 cm)
Thickness	3/8" (10mm)	3/8" (10mm)	3/8" (10mm)
Africa (Off-White)	MH34	MH2Y	MH2S
Americano (Dark Brown)	MH31	MH2V	MH2P
Francese (Light Brown)	MH30	MH2U	MH2N
Italiano (Medium Brown)	MH2Z	MH2T	MH2M



Floor Tile



Wall Tile



3d Printing Technique



Rectified Tile



High Variation



Frost Resistant



Abrasion Resistance



D.C.O.F. (Wet Areas)



Pre-Consumer Recycled Content



No VOC





SMOKE

VESALE STONE™

GLAZED PORCELAIN STONEWARE



Sand (Beige)



Rust (Brown)



Smoke (Gray)



Moss (Green)

MOSAIC - SQUARE 1X1

MOSAIC - SQUARE 2X2




Sand Rust Smoke Moss



Sand Rust Smoke Moss

MOSAIC - DIAMOND 2X3-1/2



Sand Rust Smoke Moss

Applications

	Institutional	Commercial	Residential
Floors		•	•
Walls / Backsplashes	•	•	•
Countertops	•	•	•

Modular and Floor Tile suitable for exterior applications in freezing and non-freezing climates when proper installation methods are followed. Mosaics suitable for exterior applications in non-freezing climates only when proper installation methods are followed.

	Modular Tile		Floor Tile		Decos			Trim
	6-1/2"x6-1/2" (16.5x16.5 cm)	13"x13" (33.3x33.3 cm)	10"x20" R (25x50 cm)	20"x20" (50x50 cm)	13"x13" (33.3x33.3 cm) Mosaic - Square 1"x1"	13"x13" (33.3x33.3 cm) Mosaic - Square 2"x2"	13"x13" (33.3x33.3 cm) Mosaic - Diamond 2"x3-1/2"	3"x13" (8x33.3 cm) Bullnose
Thickness	3/8" (10mm)	3/8" (10mm)	7/16" (10.5mm)	7/16" (10.5mm)				
Moss (Green)	UF2A	UF2L	UF2G	UF2Q	UF2Y	UF24	UF28	UF2U
Rust (Brown)	UF2B	UF2M	UF2H	UF2R	UF2Z	UF25	UF29	UF2V
Sand (Beige)	UF2C	UF2N	UF2J	UF2S	UF22	UF26	UF3A	UF2W
Smoke (Gray)	UF2D	UF2P	UF2K	UF2T	UF23	UF27	UF3B	UF2X

* Trim is available in all colors and made to complement Modular and Floor Tile.



For Symbol Definitions see pages 106-107
For Performance Characteristics on this product see pages 110-111
For Packaging Information on this product see pages 112-119



CREAM

WALNUT CANYON™

COLORBODY™ PORCELAIN STONEWARE



UMBER



Cream (Cream)



Golden (Gold)



Multi (Multi Color)



Umber (Red/Brown)

MOSAIC - SQUARE 2X2



Cream



Golden



Multi



Umber

MOSAIC - BRICK 2X4



Cream



Golden



Multi



Umber

Applications

	Institutional	Commercial	Residential
Floors		•	•
Walls / Backsplashes	•	•	•
Countertops	•	•	•

Floor Tile suitable for exterior applications in freezing and non-freezing climates when proper installation methods are followed. Mosaics suitable for exterior applications in non-freezing climates only when proper installation methods are followed.

	Modular Tile		Floor Tile	Decos		Trim*			
	6-1/2" x 6-1/2" (16.5x16.5 cm)	13" x 13" (33.3x33.3 cm)	20" x 20" (50x50 cm)	13" x 13" (33.3x33.3 cm) Mosaic Square 2"x2"	13" x 13" (33.3x33.3 cm) Mosaic Brick 2"x4"	6" x 13" (15x33.3 cm) Sanitary Cove Base**	1" x 6" (2.5x15 cm) Sanitary Cove Base In Angle**	1" x 6" (2.5x15 cm) Sanitary Cove Base Out Angle**	3" x 13" (8x33.3 cm) Bullnose
Thickness	5/16" (8.5mm)	5/16" (8.5mm)	7/16" (11mm)						
Cream (Cream)	UJ3W	UJ3U	UJ3V	UJ34	UJ35	UJ3Z	UJ32	UJ33	UJ3Y
Golden (Gold)	UHDQ	UHC3	UHC6	UHD4	UHD7	UHDZ	UJ2B	UJ2E	UHDW
Multi (Multi Color)	UHDR	UHC4	UHC7	UHD5	UHD8	UHD2	UJ2C	UJ2F	UHDX
Umber (Red/Brown)	UHDP	UHC2	UHC5	UHD3	UHD6	UHDY	UJ2A	UJ2D	UHDX

* Trim is available in all colors and made to complement Modular and Floor Tile.

** Suggested for interior applications only.



For Symbol Definitions see pages 106-107
For Performance Characteristics on this product see pages 110-111
For Packaging Information on this product see pages 112-119



❏ MIDDLETON SQUARE™	72-73
OXFORD™	74-75
SISTEM C™	76-77

❏ New Products


WALL TILE



STEEPLE GRAY

MIDDLETON SQUARE™

GLAZED CERAMIC WALL TILE



Oxford White
(White)



Windsor Cream
(Almond)



Latte
(Taupe)



Urban Mist
(Gray)



Steeple Gray
(Charcoal)





Black Bean
(Black)

Applications

	Institutional	Commercial	Residential
Floors			
Walls / Backsplashes	•	•	•
Countertops			

Wall tile suitable for exterior applications in non-freezing climates only when proper installation methods are followed.

	Wall Tile	Trim*
		
	4-1/4"x12-7/8" (10.5x32.5 cm)	4-1/4"x12-7/8" (10.5x32.5 cm)
	Bullnose	Bullnose
Thickness	5/16" (8mm)	5/16" (8mm)
Black Bean (Black)	MS45	MS45
Latte (Taupe)	MS42	MS42
Oxford White (White)	MS40	MS40
Steeple Gray (Charcoal)	MS44	MS44
Urban Mist (Gray)	MS43	MS43
Windsor Cream (Almond)	MS41	MS41

* Trim is available in all colors and made to complement Wall Tile.




For Symbol Definitions see pages 106-107
For Performance Characteristics on this product see pages 110-111
For Packaging Information on this product see pages 112-119




BLANCO - NEGRO - GREY




NEGRO



Blanco
(White)




Marfil
(Beige)




Perla
(Light Gray)



Gris
(Gray)



Cacao
(Brown)



Negro
(Black)

MOSAIC (PORCELAIN)*



Brown



Grey

* Suitable for residential & commercial floors

Applications

	Institutional	Commercial	Residential
Floors			
Walls / Backsplashes	•	•	•
Countertops			

Wall tile suitable for exterior applications in non-freezing climates only when proper installation methods are followed. Mosaics suitable for exterior applications in freezing and non-freezing climates when proper installation methods are followed.

Wall Tile



5" x 15"
(12.5 x 38 cm)



10" x 15"
(25 x 38 cm)



12" x 12"
(30 x 30 cm)
Mosaic

Thickness

1/4" (7mm)

1/4" (7mm)

Mosaic

Decos



5" x 15"
(12.5 x 38 cm)
Finishing Rail



5" x 1"
(12.5 x 2.5 cm)
Corner Angle

DBYM

DCCN

DBYS

DCCT

DBYP

DCCQ

DBYR

DCCS

DBBQ

DCCR

DBBN

DCCP

DBZP

DBZQ

DBZN

DBRX

DBRW

Thickness

Blanco (White)

Cacao (Brown)

Gris (Gray)

Marfil (Beige)

Negro (Black)

Perla (Light Gray)

Brown

Grey

DBZM

DBZS

DBZP

DBZR

DBZN

DBRX

DBRW

DBBJ

DBBQ

DBBL

DBBN

DBBK

DBYM

DBYS

DBYP

DBYR

DBBQ

DBBN

DBBK

DBYM

DBYS

DBYP


DBYR

DBBQ

DBBN

DBBK






AVORIO_C - AMETISTA_C - BIANCO_C -
COBALTO_C - OCRA_C - PISTACCHIO_C

SISTEM C™

GLAZED CERAMIC WALL TILE



Bianco_C
(White)



Avorio_C
(Ivory)



Ocra_C
(Yellow)



Grigio_C
(Grey)



Pistacchio_C
(Green)



Creta_C
(Tan)



Cemento_C
(Pewter)



Fumo_C
(Medium Grey)



Turchese_C
(Blue)



Tortora_C
(Medium Brown)




Rosso_C
(Red)




Ametista_C
(Dark Red)



Cobalto_C
(Dark Blue)




Agata_C
(Dark Brown)



Nero_C
(Black)

DIMENSIONAL INSERT



Bianco_C

Applications

	Institutional	Commercial	Residential
Floors			
Walls / Backsplashes	•	•	•
Countertops			

Wall tile suitable for exterior applications in non-freezing climates only when proper installation methods are followed.



For Symbol Definitions see pages 106-107
For Performance Characteristics on this product see pages 110-111
For Packaging Information on this product see pages 112-119

	Wall Tile**	Decos	Trim*
Thickness	4" x 12" (10x30 cm) Matte 5/16" (7.5mm)	4" x 12" (10x30 cm) Dimensional Insert	4" x 12" (10x30 cm) Bullnose
Agata_C (Dark Brown)	KYWR		ULFD
Ametista_C (Dark Red)	MIOX		ULFG
Avorio_C (Ivory)	KYWT		ULFA
Bianco_C (White)	KYWP	MJ7U	ULF6
Cemento_C (Pewter)	KYWS		ULF9
Cobalto_C (Dark Blue)	MIOY		ULFK
Creta_C (Tan)	MIOU		ULFB
Fumo_C (Medium Grey)	MIOR		ULF8
Grigio_C (Grey)	MIOQ		ULF7
Nero_C (Black)	KYWQ		ULFL
Ocra_C (Yellow)	MIOV		ULFE
Pistacchio_C (Green)	MJ09		ULFJ
Rosso_C (Red)	MIOW		ULFF
Tortora_C (Medium Brown)	MIOU		ULFC
Turchese_C (Blue)	MIOZ		ULFH

* Available in matte finish, used for all finishes.

** Due to size fluctuation, all measurements given are nominal. Where strict accuracy is required, please refer to actual tile samples.



CAICOS™	80-81
CATWALK™	82-83
CRYSTAL STONE™	84-85
CRYSTAL STONE II™	86-87
DIVINE WOODS™	88
METAL MANIA™	89
☒ MIDPARK MOSAICS™	90-91
ROMANCE COLLECTION™	92
ROMANCING THE STONE™	93
STUDIO M™	94-95
DECORATIVE SUMMARY	96-99

☒ New Products


DECORATIVE COLLECTIONS




CRANE BEACH



BLUE BEACH



Blue Beach
(Teal)



Baby Beach
(Olive)




Shoal Bay
(Beige/Taupe)



Crane Beach
(Blue/Brown)



Grace Beach
(Grey Blue)



Eagle Beach
(Tigers Eye)

Applications

	Institutional	Commercial	Residential
Floors			
Walls / Backsplashes	•	•	•
Countertops			

Mosaics suitable for exterior applications in freezing and non-freezing climates only when proper installation methods are followed.



Wall
Tile



Decorative
Tile



Medium
Variation



Frost
Resistant



For Symbol Definitions see pages 106-107
For Performance Characteristics on this product see pages 110-111
For Packaging Information on this product see pages 112-119

Decos*



12-1/2" x 13"
(32 x 33.3 cm)

Thickness
1/4" (7mm)

Thickness

Baby Beach (Olive)	ULMV
Blue Beach (Teal)	ULMW
Crane Beach (Blue/Brown)	ULMX
Eagle Beach (Tigers Eye)	ULMY
Grace Beach (Grey Blue)	ULMZ
Shoal Bay (Beige/Taupe)	ULN2

* Mesh Mounted



STEEL TOE

CATWALK™

A COLLECTION OF GLASS MOSAICS



OLIVE OXFORDS




Smokey Stiletto
(Grey)



Sable Slipper
(Dark Grey)



Toffee Tennies
(Light Brown)



Olive Oxfords
(Green/Brown)




Pecan Pump
(Beige/Brown)




Chocolate Clog
(Brown)



Steel Toe
(Blue/Grey)



Blue Ballet
(Blue)



Jade Jellies
(Dark Green)



Walnut Wedge
(Dark Brown)

Applications

	Institutional	Commercial	Residential
Floors			
Walls / Backsplashes	•	•	•
Countertops			

Mosaics suitable for exterior applications in freezing and non-freezing climates only when proper installation methods are followed.



For Symbol Definitions see pages 106-107
For Performance Characteristics on this product see pages 110-111
For Packaging Information on this product see pages 112-119

Decos*

12" x 12"
(30x30 cm)

1/8" (3mm)

Thickness	
Blue Ballet (Blue)	UJ9S
Chocolate Clog (Brown)	UJ9T
Jade Jellies (Dark Green)	UJ9U
Olive Oxfords (Green/Brown)	UJ9V
Pecan Pump (Beige/Brown)	UJ9W
Sable Slipper (Dark Grey)	UJ9Y
Smokey Stiletto (Grey)	UJ9X
Steel Toe (Blue/Grey)	UJ9Z
Toffee Tennies (Light Brown)	UJ92
Walnut Wedge (Dark Brown)	UJ93

* Mesh Mounted



PURPLE

CRYSTAL STONE™

A COLLECTION OF GLASS/STONE MOSAICS



MARINE



Ivory
(Ivory)



Breeze
(Light Blue)




Honey
(Dark Gold)




Gold
(Gold)



Caramel
(Caramel)




Coffee
(Dark Brown)



Marine
(Dark Blue)



Walnut
(Light Brown)



Purple
(Purple)

Decos®



12"x12"
(30x30 cm)

Thickness

5/16" (8.5mm)

Breeze (Light Blue)	LG4C
Caramel (Caramel)	LG4B
Coffee (Dark Brown)	LG4E
Gold (Gold)	LG4J
Honey (Dark Gold)	LG4H
Ivory (Ivory)	LG4A
Marine (Dark Blue)	LG4D
Purple (Purple)	LG4G
Walnut (Light Brown)	LG4F

* Mesh Mounted

Applications

	Institutional	Commercial	Residential
Floors			•
Walls / Backsplashes	•	•	•
Countertops			•

Not suitable for use in wet areas or for exterior applications.



For Symbol Definitions see pages 106-107
For Performance Characteristics on this product see pages 110-111
For Packaging Information on this product see pages 112-119



PEWTER

CRYSTAL STONE II™

A COLLECTION OF GLASS/STONE MOSAICS



TERRACOTTA



Pearl
(Grey)



Pewter
(Dark Grey)



Terracotta
(Terracotta)



Espresso
(Brown)



Slate
(Brown/Grey)



Pearl
(Grey)



Pewter
(Dark Grey)



Terracotta
(Terracotta)



Espresso
(Brown)



Slate
(Brown/Grey)

Applications

	Institutional	Commercial	Residential
Floors			•
Walls / Backsplashes	•	•	•
Countertops			

Not suitable for use in wet areas or for exterior applications.

Decos*



12"x12"
(30x30 cm)
Mosaic - Square
5/8"x5/8"
Compatible



12"x12"
(30x30 cm)
Mosaic - Strip
Compatible

Thickness

Espresso (Brown)	UL8U	UL8Z
Pearl (Grey)	UL8X	UL94
Pewter (Dark Grey)	UL8Y	UL95
Slate (Brown/Grey)	UL8V	UL92
Terracotta (Terracotta)	UL8W	UL93

* Mesh Mounted



For Symbol Definitions see pages 106-107
For Performance Characteristics on this product see pages 110-111
For Packaging Information on this product see pages 112-119

DIVINE WOODS™

A COLLECTION OF DECORATIVE ACCENTS



Light Brown
Chair Rail



Medium Brown
Chair Rail



Dark Brown
Chair Rail



Light Brown
Pencil Liner



Medium Brown
Pencil Liner



Dark Brown
Pencil Liner



Light Brown
Bamboo Liner



Medium Brown
Bamboo Liner



Dark Brown
Bamboo Liner



Light Brown
Rectangle Liner



Medium Brown
Rectangle Liner



Dark Brown
Rectangle Liner



Light Brown
Criss-Cross Liner



Medium Brown
Criss-Cross Liner



Dark Brown
Criss-Cross Liner

Trims

					
	2-1/2"x13" (6.5x33.3 cm) Chair Rail Compatible	1/2"x13" (1x33.3 cm) Pencil Liner Compatible	1-5/8"x13" (4x33.3 cm) Bamboo Liner Compatible	2"x13" (5x33.3 cm) Rectangle Liner Compatible	2-9/16"x13" (6.5x33.3 cm) Criss-Cross Liner Compatible

Thickness	ULL6	ULL9	ULLC	ULLF	ULLJ
Light Brown	ULL6	ULL9	ULLC	ULLF	ULLJ
Medium Brown	ULL7	ULLA	ULLD	ULLG	ULLK
Dark Brown	ULL8	ULLB	ULLE	ULLH	ULLL

Applications

	Institutional	Commercial	Residential
Floors			
Walls / Backsplashes	•	•	•
Countertops			

Suitable for use in interior applications only.



METAL MANIA™

A COLLECTION OF DECORATIVE ACCENTS



PEWTER



Bronze
Chair Rail



Bronze
Pencil Liner



Bronze
Ridged Liner



Bronze
Wave Liner



Bronze
Link Liner



Bronze
Dot Liner



Pewter
Chair Rail



Pewter
Pencil Liner



Pewter
Ridged Liner



Pewter
Wave Liner



Pewter
Link Liner



Pewter
Dot Liner

Applications

	Institutional	Commercial	Residential
Floors			
Walls / Backsplashes	•	•	•
Countertops			

Suitable for use in interior applications only



For Symbol Definitions see pages 106-107
For Performance Characteristics on this product see pages 110-111
For Packaging Information on this product see pages 112-119

Trims

	1-7/8"x13" (4.5x33.3 cm) Chair Rail Compatible	5/8"x13" (1.5x33.3 cm) Pencil Liner Compatible	9/16"x13" (1.5x33.3 cm) Ridged Liner Compatible	3/4"x13" (2x33.3 cm) Wave Liner Compatible	9/16"x13" (1.5x33.3 cm) Link Liner Compatible	1-7/8"x13" (4.5x33.3 cm) Dot Liner Compatible
Thickness	ULLM	ULLP	ULLR	ULLT	ULLV	ULLX
Pewter	ULLN	ULLQ	ULLS	ULLU	ULLW	ULLY



[comfort zone]

cleansing & conditioning
with mango
extracts
for gentle
exfoliation

affinity of nature company

HUGH PARSONS
London 1925
Whitchell
FRAGRANCE FOR MEN

100 ml e 3.4 fl. oz.

RAINSTORM

MIDPARK MOSAICS™

A COLLECTION OF GLAZED PORCELAIN & STONE MOSAICS



SHADOW



Cloud (White)



Rainstorm (Gray)



Sandbox (Beige)



Bark (Brown)



Shadow (Black)



Cloud (White)



Rainstorm (Gray)




Sandbox (Beige)



Bark (Brown)



Shadow (Black)



Cloud (White)



Rainstorm (Gray)



Sandbox (Beige)



Bark (Brown)



Shadow (Black)

Applications

	Institutional	Commercial	Residential
Floors			
Walls / Backsplashes	•	•	•
Countertops			

Mosaics suitable for exterior applications in freezing and non-freezing climates only when proper installation methods are followed.

Decos*



12" x 12"

(30x30 cm)
Mosaic - Trapezoid
1"xRandom
5/16" (8mm)



13" x 12"

(33x30 cm)
Mosaic - Rectangle
3"xRandom
5/16" (8mm)



13" x 13"

(33x33 cm)
Mosaic - Square
2"xRandom
5/16" (8mm)

Thickness

Bark (Brown)	MP09	MP09	MP09
Cloud (White)	MP07	MP07	MP07
Rainstorm (Gray)	MP11	MP11	MP11
Sandbox (Beige)	MP08	MP08	MP08
Shadow (Black)	MP10	MP10	MP10

* Mesh Mounted



Wall
Tile



Decorative
Tile



Random
Variation



Frost
Resistant



For Symbol Definitions see pages 106-107
For Performance Characteristics on this product see pages 110-111
For Packaging Information on this product see pages 112-119

ROMANCE COLLECTION™

A COLLECTION OF DECORATIVE ACCENTS



Nickel
Floral Insert



Nickel
Diamond Insert



Bronze
Floral Insert



Bronze
Diamond Insert



Venetian Bronze
Floral Insert



Venetian Bronze
Diamond Insert



Wrought Iron
Floral Insert



Wrought Iron
Diamond Insert



Nickel
Fleur de Lis Insert



Nickel
Dot Insert



Bronze
Fleur de Lis Insert



Bronze
Dot Insert



Venetian Bronze
Fleur de Lis Insert



Venetian Bronze
Dot Insert



Wrought Iron
Fleur de Lis Insert



Wrought Iron
Dot Insert



Nickel
Dot Listelli



Bronze
Dot Listelli



Venetian Bronze
Dot Listelli



Wrought Iron
Dot Listelli



Nickel
Pencil Liner



Bronze
Pencil Liner



Venetian Bronze
Pencil Liner



Wrought Iron
Pencil Liner



Nickel
Chair Rail



Bronze
Chair Rail



Venetian Bronze
Chair Rail



Wrought Iron
Chair Rail

Applications

	Institutional	Commercial	Residential
Floors			
Walls / Backsplashes		•	•
Countertops			

Not suitable for use in wet areas.

Decos

Thickness	1"x1" (2.5x2.5 cm) Diamond Insert Compatible	1"x1" (2.5x2.5 cm) Dot Insert Compatible	1"x1" (2.5x2.5 cm) Fleur de Lis Insert Compatible	1"x1" (2.5x2.5 cm) Floral Insert Compatible	2"x2" (5x5 cm) Diamond Insert Compatible	2"x2" (5x5 cm) Dot Insert Compatible	2"x2" (5x5 cm) Fleur de Lis Insert Compatible	2"x2" (5x5 cm) Floral Insert Compatible	4"x4" (10x10 cm) Diamond Insert Compatible	4"x4" (10x10 cm) Floral Insert Compatible	1"x13" (2.5x33.3 cm) Dot Listelli Compatible	1/2"x13" (1.5x33.3 cm) Pencil Liner Compatible	1-1/2"x13" (4x33.3 cm) Chair Rail Compatible
Bronze	UJ67	UJ7B	UJ9A	UJ6Z	UJ65	UJ6T	UJ7F	UJ6X	UJ63	UJ6V	UJ9E	UJ6R	UJ6P
Nickel	UJ66	UJ7A	UJ89	UJ6Y	UJ64	UJ6S	UJ7E	UJ6W	UJ62	UJ6U	UJ9D	UJ6Q	UJ6N
Venetian Bronze	UJ8A	UJ7C	UJ9B	UJ74	UJ78	UJ68	UJ8C	UJ72	UJ76	UJ7Y	UJ9F	UJ7U	UJ7S
Wrought Iron	UJ8B	UJ7D	UJ9C	UJ75	UJ79	UJ69	UJ8D	UJ73	UJ77	UJ7Z	UJ9G	UJ7V	UJ7T

Trims



For Symbol Definitions see pages 106-107
For Performance Characteristics on this product see pages 110-111
For Packaging Information on this product see pages 112-119

ROMANCING THE STONE™

A COLLECTION OF DECORATIVE ACCENTS



Ivory
Floral Insert



Ivory
Diamond Insert



Ivory
Fleur de Lis Insert



Ivory
Fleur de Lis Insert
with Bronze Inlay



Noce
Floral Insert



Noce
Diamond Insert



Noce
Fleur de Lis Insert



Noce
Fleur de Lis Insert
with Bronze Inlay



Ivory
Dot Insert



Ivory
Weave Insert



Ivory
Renaissance Insert



Noce
Dot Insert



Noce
Weave Insert



Noce
Renaissance Insert



Ivory
Dot Listelli



Noce
Dot Listelli



Ivory
Weave Listelli



Noce
Weave Listelli



Ivory
Renaissance Border



Noce
Renaissance Border



Ivory
Pencil Liner



Noce
Pencil Liner



Ivory
Chair Rail



Noce
Chair Rail

Applications

	Institutional	Commercial	Residential
Floors			
Walls / Backsplashes		•	•
Countertops			

Suitable for use in interior applications only.

Decos

Thickness	2" x 2" (5x5 cm) Diamond Insert		2" x 2" (5x5 cm) Fleur de Lis Insert		2" x 2" (5x5 cm) Floral Insert		2" x 2" (5x5 cm) Weave Insert		2" x 2" (5x5 cm) Renaissance Insert		1" x 13" (2.5x33.3 cm) Dot Listelli		1" x 13" (2.5x33.3 cm) Weave Listelli		3" x 13" (8x33.3 cm) Renaissance Border		1/2" x 13" (1.5x33.3 cm) Pencil Liner		1-1/2" x 13" (4x33.3 cm) Chair Rail	
	Compatible	Compatible	Compatible	Compatible	Compatible	Compatible	Compatible	Compatible	Compatible	Compatible	Compatible	Compatible	Compatible	Compatible	Compatible	Compatible	Compatible	Compatible		
Ivory	UL4E	UL4G	UL4Q	UL4S	UL4J	UL4N	UL4L	UL4Y	UL4W	UL54	UL4U	UL52								
Noce	UL4F	UL4H	UL4R	UL4T	UL4K	UL4P	UL4M	UL4Z	UL4X	UL55	UL4V	UL53								

Trims



Wall
Tile



Decorative
Tile



Trim
Available



Medium
Variation



For Symbol Definitions see pages 106-107
For Performance Characteristics on this product see pages 110-111
For Packaging Information on this product see pages 112-119



TANGO

STUDIO M™

A COLLECTION OF GLASS MOSAICS




FLAMENCO




Swing
(Ivory)




Jive
(Multicolor)




Flamenco
(Blue)



Tango
(Light Green)




Waltz
(Dark Green)



Samba
(Rust)



Swing
(Ivory)



Jive
(Multicolor)



Flamenco
(Blue)



Tango
(Light Green)



Waltz
(Dark Green)



Samba
(Rust)

Applications

	Institutional	Commercial	Residential
Floors			•
Walls / Backsplashes	•	•	•
Countertops			

Mosaics suitable for exterior applications in freezing and non-freezing climates only when proper installation methods are followed.



For Symbol Definitions see pages 106-107
For Performance Characteristics on this product see pages 110-111
For Packaging Information on this product see pages 112-119

Decos*



13" x 13"

(33.3x33.3 cm)
Mosaic - Square
5/8"x5/8"
Compatible



13" x 13"


(33.3x33.3 cm)
Mosaic - Brick
1-1/4"x5/8"
Compatible

Thickness

Flamenco (Blue)	UJ98	UJAE
Jive (Multicolor)	UJ99	UJAF
Samba (Rust)	UJ95	UJAB
Swing (Ivory)	UJ97	UJAD
Tango (Light Green)	UJ94	UJAA
Waltz (Dark Green)	UJ96	UJAC

* Paper Face Mounted

OTHER DECORATIVE OPTIONS



Sistem C™
MJ7U Bianco_C
Dimensional Insert
4"x12"



Silk™
ULEE Mixed
Listelli
2"x12"



Silk™
ULEB Mixed
Liner with glass
5/8"x12"




UB36 Brushed Nickel
Listelli
2"x12"




UB37 Autumn Bronze
Listelli
2"x12"

FASCIA - 12"X24"



Soho™
M70E Beige



Soho™
M70F Grey



Soho™
M70C Anthracite



Soho™
M70D Brown

DECORATIVE INLAY - 12"X24"



Lounge14™
ULJD Spritzer



Lounge14™
ULJA Cosmopolitan



Lounge14™
ULJC Sidecar



Lounge14™
ULJB Martini

3D MOSAIC - 12"X24" MESH MOUNTED



Monolith™
M6HQ White



Monolith™
M6HR Black

DECORATIVE MODULO - 12"X12" MESH MOUNTED



Soho™
M6Z9 Anthracite



Soho™
M70A Brown

MOSAIC - 12"X12" MESH MOUNTED



Oxford™
DBRX Brown



Oxford™
DBRW Grey

Special Order - Please contact your Marazzi Customer Service Representative for more details. Minimum quantities may apply.

STRIP MOSAIC - 12"X24" MESH MOUNTED



Lounge14™
ULJM Spritzer



Lounge14™
ULJJ Cosmopolitan



Lounge14™
ULJL Sidecar



Lounge14™
ULJK Martini



EvolutionStone™
MJ3M Quarzite



EvolutionStone™
MF25 Serena

STRIP MOSAIC - 12"X12" MESH MOUNTED



Archaeology™
UL36 Babylon



Archaeology™
UL38 Crystal River



Archaeology™
UL39 Troy



Archaeology™
UL37 Chaco Canyon



EvolutionStone™
M6Q4 Malaga

DECORO MIX - 12"X24" MESH MOUNTED



Treverk™
M7XC White/Capuccino/Black



Treverk™
M7XD Beige/Teak/Wengé

MOSAIC - 12"X12" MESH MOUNTED



Treverk™
M7W7 White/Capuccino/Black



Treverk™
M7W8 Beige/Teak/Wengé

MOSAIC - MIX - 12"X12" MESH MOUNTED



Silk™
ULE8 Mixed

PINWHEEL MOSAIC - 13"X13" MESH MOUNTED



Archaeology™
UL32 Babylon



Archaeology™
UL34 Crystal River



Archaeology™
UL35 Troy



Archaeology™
UL33 Chaco Canyon

Special Order - Please contact your Marazzi Customer Service Representative for more details. Minimum quantities may apply.

DECORATIVE SUMMARY

MOSAIC - SQUARE 1"X1" - 13"X13" MESH MOUNTED



Saturnia™
FC2M Creta



Saturnia™
FC2K Acqua




Saturnia™
FC2L Argilla



Saturnia™
FC2N Elios




Vesale Stone™
UF22 Sand



Vesale Stone™
UF2Z Rust



Vesale Stone™
UF23 Smoke



Vesale Stone™
UF2Y Moss

MOSAIC - SQUARE 2"X2" - 13"X13" MESH MOUNTED



Saturnia™
FC2R Creta



Saturnia™
FC2P Acqua




Saturnia™
FC2Q Argilla



Saturnia™
FC2S Elios



Vesale Stone™
UF26 Sand



Vesale Stone™
UF25 Rust



Vesale Stone™
UF27 Smoke




Vesale Stone™
UF24 Moss



Walnut Canyon™
UJ34 Cream



Walnut Canyon™
UHD4 Golden



Walnut Canyon™
UHD5 Multi



Walnut Canyon™
UHD3 Umber

MOSAIC - SQUARE 3"X3" - 13"X13" MESH MOUNTED



Archaeology™
UL2W Babylon



Archaeology™
UL2Y Crystal River



Archaeology™
UL2Z Troy



Archaeology™
UL2X Chaco Canyon

MOSAIC - SQUARE 2"X2" - 12"X12" MESH MOUNTED



Summerville™
SV06 Champagne



Summerville™
SV07 Café au Lait



Summerville™
SV08 Kir Royale



San Savino™
ULPJ Greve



San Savino™
ULPK Pienza



San Savino™
ULPL Volterra



Province™
ULD3 New Brunswick



Province™
ULD5 Quebec



Province™
ULD4 Nova Scotia



Lounge14™
ULJH Spritzer



Lounge14™
ULJE Cosmopolitan



Lounge14™
ULJG Sidecar




Lounge14™
ULJF Martini



Silk™
ULEU Elegant



Silk™
ULEV Sophisticated




Silk™
ULEW Distinguished




Stone Age™
ULCN Sequoyah



Stone Age™
ULCL Lost Sea



Stone Age™
ULCM Mammoth



Stone Age™
ULCK Lava River




Livigno™
ULDG Oro



Livigno™
ULDH Grigio



Livigno™
ULDJ Noce



Imperial Slate™
ULBG Tan



Imperial Slate™
ULBH Mix

MOSAIC - BRICK 2"X4" - 12"X12" MESH MOUNTED



Essentials™
ULBF Wondrous White



Essentials™
ULBE Trendy Taupe



Essentials™
ULBC Graceful Grey



Essentials™
ULBB Blissful Brown



Essentials™
ULBD Simplistic Smoke



Essentials™
ULBA Basic Black

MOSAIC - BRICK 2"X4" - 13"X13" MESH MOUNTED



Walnut Canyon™
UJ35 Cream



Walnut Canyon™
UHD7 Golden



Walnut Canyon™
UHD8 Multi



Walnut Canyon™
UHD6 Umber

MOSAIC - HERRINGBONE 2"X4" - 14"X12" MESH MOUNTED



Summerville™
SV06 Champagne



Summerville™
SV07 Café au Lait



Summerville™
SV08 Kir Royale

MOSAIC - DIAMOND 1"X2" - 13"X13" MESH MOUNTED



Saturnia™
FC2V Creta



Saturnia™
FC2T Acqua



Saturnia™
FC2U Argilla



Saturnia™
FC2W Elios

MOSAIC - DIAMOND 2"X3-1/2" - 13"X13" MESH MOUNTED



Saturnia™
FC2Z Creta



Saturnia™
FC2X Acqua



Saturnia™
FC2Y Argilla



Saturnia™
FC22 Elios



Vesale Stone™
UF3A Sand



Vesale Stone™
UF29 Rust



Vesale Stone™
UF3B Smoke



Vesale Stone™
UF28 Moss

MOSAIC - HEXAGON 1-3/4"X1-1/2" - 13"X13" MESH MOUNTED



Timeless Collection™
UK2V Calacatta Pearl




Timeless Collection™
UK2W Marfil Cream



Timeless Collection™
UK2X Emperador Mocha

MOSAIC - OCTAGON 2"X2" - 13"X13" MESH MOUNTED



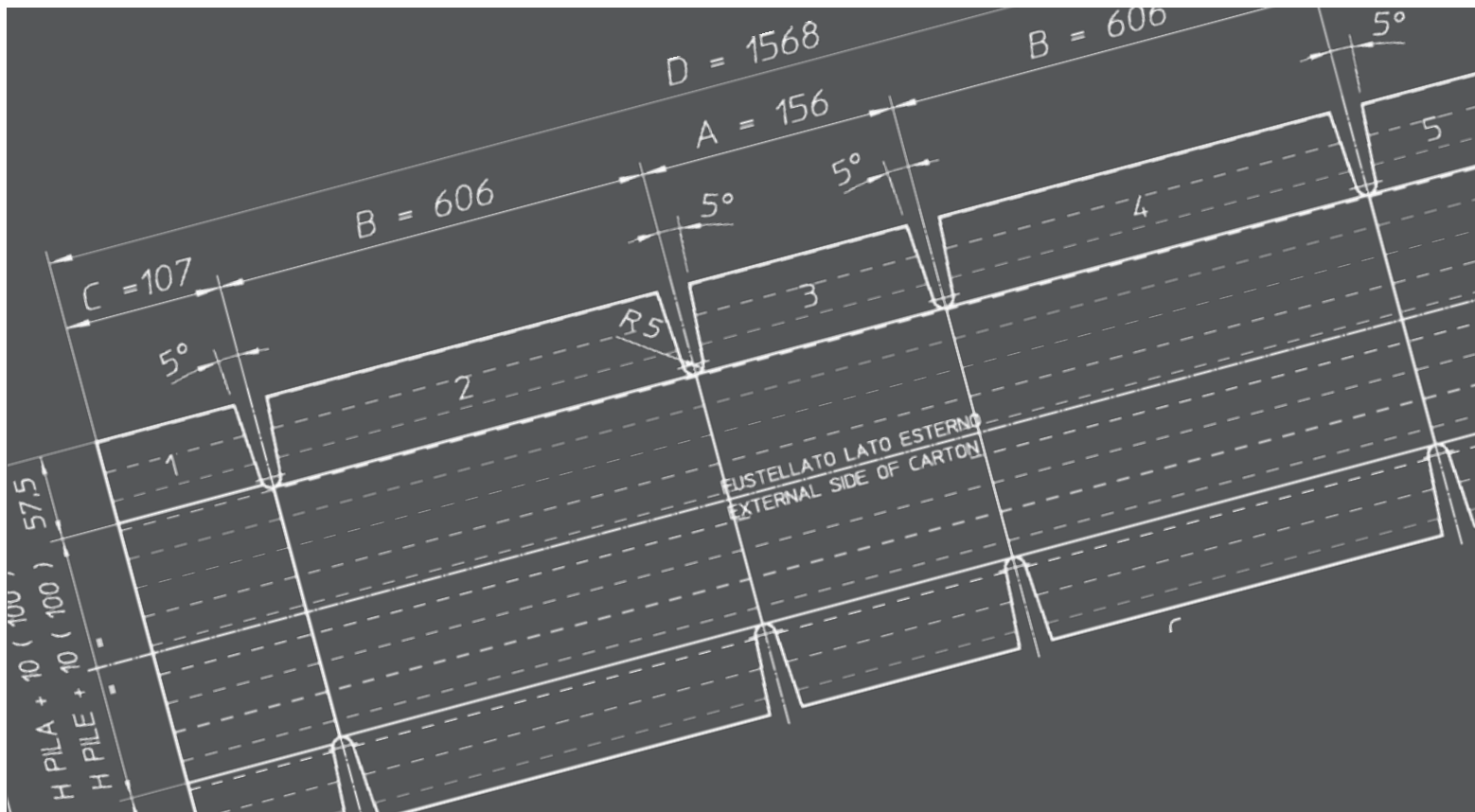
Campione™
UHA7 Armstrong



Campione™
UHA8 Sampras



Campione™
UHA6 Andretti




COLOR REFERENCE	102-105
TECHNICAL INFORMATION	106-107
SYMBOL KEY	106-107
SUSTAINABILITY	107
PRODUCT INDEX	108-109
PERFORMANCE CHARACTERISTICS	110-111
PACKAGING INFORMATION	112-119
INSTALLATION & MAINTENANCE GUIDELINES	120
WARRANTY	121

APPENDIX


DESIGNER COLOR REFERENCE




Perseo™
Caldía Pg. 34-35



Oxford™
Blanco Pg. 74-75




SistemC™
Bianco_C Pg. 76-77



SistemA™
Bianco Pg. 46-47



Perseo™
Zebrino Pg. 34-35




SistemA™
Acciaio Pg. 46-47




SistemA™
Avorio Pg. 46-47



SistemT™ Cromie
Bianco Special_C Pg. 50




SistemC™
Avorio_C Pg. 76-77




Middleton Square™
Windsor Cream Pg. 72-73




Treverk™
White Pg. 62-63



Perseo™
Marfil Pg. 34-35



SistemN™
Bianco_N Pg. 48-49



SistemT™ Graniti
Bianco_GR Pg. 51



Artea Stone™
Antico Pg. 15



Province™
Quebec Pg. 38-39



Tosca™
Ivory Pg. 60-61



Treverk™
Beige Pg. 62-63



EvolutionStone™
Malaga Pg. 18-19



Vesale Stone™
Sand Pg. 66-67



Campione™
Armstrong Pg. 16



SistemT™ Graniti
Sabbia_GR Pg. 51



Arctic Bay™
Arviat Pg. 14



Tosca™
Noce Pg. 60-61




Knoxwood™
Ginger Pg. 26-27



Stone Age™
Sequoyah Pg. 54-55



Walnut Canyon™
Cream Pg. 68-69



Essentials™
Trendy Taupe Pg. 17



American Estates™
Natural Pg. 10-11



SistemC™
Creta_C Pg. 76-77



Stone Age™
Lost Sea Pg. 54-55



Arctic Bay™
Rankin Pg. 14



Campione™
Andretti Pg. 16




Fontanella™
Brianza Pg. 20-21




Livigno™
Oro Pg. 28-29



SistemT™ Graniti
Tortora_GR Pg. 51




SistemN™
Tortora_N Pg. 48-49




SistemT™ Cromie
Tortora_C Pg. 50



Preservation™
Petrified Gray Pg. 36-37



SistemC™
Tortora_C Pg. 76-77



Monolith™
Wengé Pg. 32-33




Silk™
Distinguished Pg. 44-45



Harmony™
Chord Pg. 22-23



SistemN™
Fango_N Pg. 48-49



SistemT™ Cromie
Fango_C Pg. 50




Imperial Slate™
Rust Pg. 24-25



Treverkchic™
Americano Pg. 64-65




Treverk™
Wengé Pg. 62-63



SistemC™
Agata_C Pg. 76-77



Middleton Square™
Oxford White Pg. 72-73



Oxford™
Marfil Pg. 74-75




Timeless Collection™
Calacatta Pearl Pg. 58-59



SistemN™
Bianco Puro_N Pg. 48-49



Essentials™
Wondrous White Pg. 17



SistemT™ Cromie
Bianco_C Pg. 50



Sistema™
Sabbia Pg. 46-47




Middleton Square™
Latte Pg. 72-73




Summerville™
Champagne Pg. 56-57




Artea Stone™
Avorio Pg. 15



Soho™
Beige Pg. 52-53



Monolith™
White Pg. 32-33



SistemT™ Cromie
Panna_C Pg. 50



Province™
New Brunswick Pg. 38-39



Saturnia™
Acqua Pg. 42-43



Saturnia™
Creta Pg. 42-43



SistemT™ Graniti
Panna_GR Pg. 51



SistemN™
Sabbia_N Pg. 48-49



Timeless Collection™
Marfil Cream Pg. 58-59



Summerville™
Café au Lait Pg. 56-57



Tosca™
Beige Pg. 60-61



San Savino™
Pienza Pg. 40-41



Treverk™
Capuccino Pg. 62-63



Treverk™
Teak Pg. 62-63



Treverkchic™
Francese Pg. 64-65



Artea Stone™
Cappuccino Pg. 15



Fontanella™
Monza Pg. 20-21



Artea Stone™
Noce Pg. 15




Archaeology™
Chaco Canyon Pg. 12-13




Stone Age™
Mammoth Pg. 54-55



Timeless Collection™
Emperador Mocha Pg. 58-59



Essentials™
Blissful Brown Pg. 17



Knoxwood™
Spice Pg. 26-27



Livigno™
Noce Pg. 28-29



Knoxwood™
Nutmeg Pg. 26-27




Oxford™
Cacao Pg. 74-75



Perseo™
Brown Pg. 34-35




Preservation™
Aged Walnut Pg. 36-37




Harmony™
Note Pg. 22-23




Harmony™
Pitch Pg. 22-23



Treverkchic™
Italiano Pg. 64-65



American Estates™
Spice Pg. 10-11



Soho™
Brown Pg. 52-53




Imperial Slate™
Black Pg. 24-25



SistemC™
Ametista_C Pg. 76-77



SistemC™
Rosso_C Pg. 76-77



Sistema™
Rosso Pg. 46-47



Sistema™
Marrone Pg. 46-47



SistemT™ Graniti
Cotto_GR Pg. 51


DESIGNER COLOR REFERENCE



Walnut Canyon™
Umber Pg. 68-69



Stone Age™
Lava River Pg. 54-55



American Estates™
Saddle Pg. 10-11



Imperial Slate™
Tan Pg. 24-25



Artea Stone™
Oro Pg. 15



Vesale Stone™
Rust Pg. 66-67



Province™
Nova Scotia Pg. 38-39



SistemA™
Creta Pg. 46-47



SistemA™
Arancio Pg. 46-47



SistemC™
Ocra_C Pg. 76-77



SistemA™
Giallo Pg. 46-47



Archaeology™
Babylon Pg. 12-13



Campione™
Sampras Pg. 16




SistemC™
Pistacchio_C Pg. 76-77



SistemT™ Cromie
Blu_C Pg. 50




SistemT™ Graniti
Verde_GR Pg. 51



SistemT™ Cromie
Acciaio_C Pg. 50



SistemC™
Grigio_C Pg. 76-77



SistemA™
Grigio Pg. 46-47




Harmony™
Tone Pg. 22-23



Lounge14™
Spritzer Pg. 30-31



Summerville™
Kir Royale Pg. 56-57



SistemT™ Cromie
Grigio Chiaro_C Pg. 50



San Savino™
Greve Pg. 40-41



EvolutionStone™
Luserna Pg. 18-19



Fontanella™
Milan Pg. 20-21



SistemT™ Graniti
Grigio Chiaro_GR Pg. 51




Sistema™
Cemento Pg. 46-47



EvolutionStone™
Serena Pg. 18-19



SistemT™ Cromie
Cemento_C Pg. 50



Essentials™
Graceful Grey Pg. 17



SistemC™
Cemento_C Pg. 76-77



San Savino™
Volterra Pg. 40-41



Vesale Stone™
Smoke Pg. 66-67



Livigno™
Grigio Pg. 28-29



SistemN™
Grigio Scuro_N Pg. 48-49




Monolith™
Grey Pg. 32-33



Soho™
Anthracite Pg. 52-53



SistemT™ Graniti
Grigio Scuro_GR Pg. 51




Middleton Square™
Steeple Gray Pg. 72-73




Monolith™
Black Pg. 32-33




SistemT™ Graniti
Anthracite_GR Pg. 51



SistemT™ Cromie
Nero_C Pg. 50



Middleton Square™
Black Bean Pg. 72-73



SistemC™
Nero_C Pg. 76-77



Arctic Bay™
Grise Pg. 14



Walnut Canyon™
Golden Pg. 68-69



Sistem™ Cromie
Zolfo_C Pg. 50



Preservation™
Distressed Oak Pg. 36-37



Saturnia™
Elios Pg. 42-43



EvolutionStone™
Quarzite Pg. 18-19



Saturnia™
Argilla Pg. 42-43



Archaeology™
Crystal River Pg. 12-13



Vesale Stone™
Moss Pg. 66-67



Archaeology™
Troy Pg. 12-13



SistemC™
Cobalto_C Pg. 76-77




Sistema™
Blu Pg. 46-47



SistemC™
Turchese_C Pg. 76-77



Sistem™ Graniti
Blu_GR Pg. 51



Oxford™
Perla Pg. 74-75



SistemN™
Grigio Chiaro_N Pg. 48-49



Lounge14™
Cosmopolitan Pg. 30-31



Silk™
Elegant Pg. 44-45



Trevkchic™
Africa Pg. 64-65



Silk™
Sophisticated Pg. 44-45



Middleton Square™
Urban Mist Pg. 72-73



Soho™
Grey Pg. 52-53



Knoxwood™
Caraway Pg. 26-27



Sistema™
Tortora Pg. 46-47



SistemN™
Grigio Medio_N Pg. 48-49



Sistem™ Graniti
Grigio Medio_GR Pg. 51



Sistem™ Cromie
Grigio Medio_C Pg. 50



Perseo™
Grey Pg. 34-35



SistemC™
Fumo_C Pg. 76-77



Sistema™
Ardesia Pg. 46-47



Lounge14™
Sidecar Pg. 30-31



Essentials™
Simplistic Smoke Pg. 17



Oxford™
Gris Pg. 74-75



Sistema™
Fango Pg. 46-47



Walnut Canyon™
Multi Pg. 68-69



Essentials™
Basic Black Pg. 17



Lounge14™
Martini Pg. 30-31



Sistem™ Cromie
Antracite_C Pg. 50




Sistema™
Nero Pg. 46-47



SistemN™
Nero_N Pg. 48-49



Trevk™
Black Pg. 62-63






Oxford™
Negro Pg. 74-75

Marazzi products are dry pressed and manufactured by the monocottura (single-fired) process. The monocottura process was patented by The Marazzi Group in 1971 and is still the state-of-the-art technology in glazed ceramic floor and wall tile.

Marazzi products are tested to ensure that they meet or exceed the ANSI A137.1-1988 ceramic tile standards. Testing for slip-resistance (dynamic coefficient of friction), abrasion resistance, chemical resistance, impact resistance, porosity/water absorption and breaking strength is performed to maintain stringent levels of quality.

SYMBOL KEY PRODUCT SYMBOLS

-  **Floor Tile**
Tile meets criteria for use on floors; however, it may also be used on applications such as walls, countertops and fireplace surrounds. See Abrasion Resistance, Dynamic Coefficient of Friction and Frost Resistance for installation-specific details.
-  **Wall Tile**
Tile meets criteria for use on vertical applications such as walls, backsplashes and fireplace surrounds. See Abrasion Resistance and Frost Resistance for installation-specific details.
-  **3D Printing Technique**
Marazzi's state-of-the-art 3d printing technique uses the latest in digital print technology, allowing for infinite design capabilities at maximum resolution.









-  **Rectified Tile**
Tile that has had all edges mechanically finished to achieve a more precise facial dimension.
-  **Decorative Tile**
Specialty tiles designed to enhance floor and wall tile when used as inserts, borders and special accents.
-  **Trim Available**
Various complementary pieces designed to finish edges of field tile.




Certified Porcelain Tile
Indicates products certified by the Porcelain Tile Certification Agency. Marazzi is committed to providing only the highest quality porcelain products.





TECHNICAL SYMBOLS

Shade Variation: Color and other aesthetic features shown in this catalog are as close as the limitation of the printing process will allow and may vary from actual tile colors. Final selection should be made from actual tile samples. Samples of current inventory should be requested prior to order shipment since color, shade, finish and caliber (size) variations may exist from one production run to the next due to the inherent characteristics of fired clay products. Care should be taken to match colors and sizes when replacing tile or mixing different stocks. Additionally, caliber and shade should be checked when modularity is a concern. Marazzi cartons are clearly marked with product code, shade and caliber (where applicable) for easy identification.

-  **V1 Low Variation**
Differences among pieces from the same production run are minimal. 
-  **V2 Medium Variation**
Clearly distinguishable differences in texture and/or pattern within similar colors. 
-  **V3 High Variation**
While the colors and/or texture present on a single piece of tile will be indicative of the color and/or texture to be expected on the other tiles, the amount of color and/or texture on each piece may vary significantly. It is recommended that the entire range be viewed before selection. 
-  **V4 Random Variation**
Random color and/or texture differences from tile to tile, so that one tile may have totally different colors and/or textures from that on other tiles. Thus, the final installation will be unique. It is recommended that the entire range be viewed before selection. 

-  **Frost Resistant**
Industry criteria dictate that tile shall not exceed 5% water absorption to be recognized as frost resistant. To be recognized as Porcelain tile, the water absorption rate cannot exceed 0.50% (impervious). Wall tile must not exceed 20% water absorption and is not frost resistant.

Abrasion Resistance: This set of symbols was created to allow for quick identification of durability ratings.

-  **Class I**
Tile in this class may withstand soft-soled foot traffic, provided that dirt and/or other abrasives are not present on the wear surface. Class I tile should not be used in areas with direct access to the outside or large amounts of foot traffic, or areas exposed to abnormal footwear. See Dynamic Coefficient of Friction and Frost Resistance for installation-specific details.
-  **Class II**
Tile in this class may withstand soft-soled and some normal foot traffic provided the dirt and/or other abrasives are kept to a minimum. Class II tile should not be used in areas with direct access to the outside, large amounts of foot traffic, or areas exposed to abnormal footwear. See Dynamic Coefficient of Friction and Frost Resistance for installation-specific details.
-  **Class III**
Tile in this class may withstand normal footwear and regular traffic, with some dirt and/or other abrasives present in limited quantities. Tile in this class may be used in light commercial installations with limited foot traffic and with no direct access to the outside including residential kitchens and hallways, with limited traffic from the outside. See Dynamic Coefficient of Friction and Frost Resistance for installation-specific details.
-  **Class IV**
Tile in this class may withstand heavier amounts of traffic with greater amounts of dirt and/or other abrasives present including commercial kitchens and areas with regular traffic from the outside. See Dynamic Coefficient of Friction and Frost Resistance for installation-specific details.

ENVIRONMENTAL SYMBOLS



D.C.O.F. (Wet Areas) (Minimum 0.42)

Dynamic Coefficient of Friction: Water, oil, grease or other fluids create slippery conditions. When installing floors in areas with exposure to these conditions, a minimum D.C.O.F. value of ≥ 0.42 is required. Additionally, extra caution is required with regards to product selection and proper maintenance. The dynamic coefficient of friction may vary within and between production runs because of the inherent characteristics of fired clay products. Visit www.tcnatile.com for complete information regarding the DCOF Acutest test method and values.



Minimum Pre-Consumer Recycled Content

All Marazzi products manufactured in the US have some level of pre-consumer recycled materials content.



No VOC

Volatile organic compounds (VOCs) are emitted as gases from certain solids or liquids; they include a variety of chemicals, some of which may have short- and long-term adverse health effects. This series is free of VOC emissions.



Made in the USA

Domestically produced tile; tile may contribute to LEED credits for Regional Materials.



U.S. Green Building Council Member

Partner with U.S.G.B.C. in pursuing sustainable solutions to modern buildings and business challenges.

SUSTAINABILITY CORPORATE RESPONSIBILITY

Marazzi recognizes that the continued success of our company relies on the well-being of our employees, our communities and the environment. We are committed to pursuing sustainable solutions to modern business challenges that support and regenerate these key elements.

The Marazzi concept of quality naturally extends to include both social and environmental factors. Marazzi believes that these socially significant goals must also be pursued along with objectives related to the quality of its products and services.

Marazzi understands that to maintain its role as a leader and educator in the tile industry, a solid commitment to create a corporate sustainability plan is not just important, but necessary. A commitment to sustainability starts at the stakeholder level, and carries through to employees, with engagement on every level.

Consumer awareness has taken on a new level of sophistication, and sustainable design professionals' expectations are reaching new levels. Credible claims can only be made as a result of significant organization-wide commitments to sustainable leadership.

RECYCLED CONTENT

In our ceramic and porcelain tile business, 100 percent of our manufactured products contain recycled and/or reclaimed material to minimize consumption of virgin materials.

INDOOR AIR QUALITY

The kiln-firing process used to make tile results in products that are 100 percent VOC-free. Ceramic tile products meet the definition for "inherently non-emitting material." As a result, they can contribute to a building program's efforts to achieve certification under LEED, CHPS and other green building rating systems without the need for VOC emission testing.

DIGITAL PRINTING

Digital imaging technology allows designers to create visuals that even industry professionals cannot discern from natural products like stone, wood, fabric, concrete and metal. By effectively incorporating digital print technology into the product concept phase, we incur less waste in the design and manufacturing process since trial and error on actual tile in prototype testing and approval phases is significantly reduced. In addition, manufacturing flexibility is greatly enhanced as production lines can easily be modified by simply selecting a new digital file.

ENVIRONMENTAL PRODUCT DECLARATIONS

We were the first manufacturer in the ceramic tile industry to voluntarily disclose cradle-to-grave impacts on all products manufactured in North America through UL Environment certified Environmental Product Declarations (EPDs). EPDs are based on rigorous product life cycle assessments that focus on the environmental impact in various categories, such as global warming potential and depletion of abiotic resources.

HEALTH PRODUCT DECLARATIONS

Our tile bodies and glazes include Health Product Declarations (HPDs) that provide information on product contents and health impacts. The HPDs for our ceramic and porcelain tile document that no adverse health impacts and no warnings or hazards are associated with any of our finished products.

REGIONAL MATERIALS

As the world's largest producer of ceramic tile products, Dal-Tile has more manufacturing locations than any other ceramic company. In North America alone, we make products in six (6) different states and Northern Mexico. This means that many users of our products have an opportunity to take advantage of regional material credits available in many green building programs.

PRODUCT INDEX

Series	Page	Floor Tile	Wall Tile	3D Technology	Rectified Tile	Decorative Tile	Trim Available	Shade Variation	Frost Resistant	Abrasion Resistance	D.C.O.F. (Wet)	Recycled Content	No VOC
Floor Tile													
American Estates™	10-11												
Archaeology™	12-13												
Arctic Bay™	14												
Artea Stone™	15												
Campione™	16												
Essentials™	17												
EvolutionStone™	18-19												
Fontanella™	20-21												
Harmony™	22-23												
Imperial Slate™	24-25												
Knoxwood™	26-27												
Livigno™	28-29												
Lounge14™	30-31												
Monolith™	32-33												
Perseo™	34-35												
Preservation™	36-37												
Province™	38-39												
San Savino™	40-41												
Saturnia™	42-43												
Silk™	44-45												
SistemA™	46-47												
SistemN™	48-49												
SistemT™ Cromie	50												
SistemT™ Graniti	51												

Series	Page	Floor Tile	Wall Tile	3D Technology	Rectified Tile	Decorative Tile	Trim Available	Shade Variation	Frost Resistant	Abrasion Resistance	DCOF (Wet)	Recycled Content	No VOC
Soho™	52-53												
Stone Age™	54-55												
Summerville™	56-57												
Timeless Collection™	58-59												
Tosca™	60-61												
Treverk™	62-63												
Treverkchic™	64-65												
Vesale Stone™	66-67												
Walnut Canyon™	68-69												
Wall Tile													
Middleton Square™	72-73												
Oxford™	74-75												
SistemC™	76-77												
Decorative Collections													
Caicos™	80-81												
Catwalk™	82-83												
Crystal Stone™	84-85												
Crystal Stone II™	86-87												
Divine Woods™	88												
Metal Mania™	89												
Midpark Mosaics™	90-91												
Romance Collection™	92												
Romancing the Stone™	93												
StudioM™	94-95												
Decorative Summary	96-99												

PERFORMANCE CHARACTERISTICS

	Technology	Moisture Absorption	Scratch Resistance	Breaking Strength	Abrasion Resistance	D.C.O.F (Wet)	Chemical Resistance
ANSI Standard		≤ 0.50%	MOHS 1-10	≥ 250 lbf.	Class I - Class IV	As Reported	Class A - Class E
American Estates™	ColorBody™ Porcelain Stoneware 3d Printing Technique	≤ 0.50%	7	≥ 392 lbf.	IV	≥ 0.42	A
Archaeology™	Glazed Porcelain Stoneware 3d Printing Technique	≤ 0.50%	7	≥ 557 lbf.	IV	≥ 0.42	A
Arctic Bay™	Glazed Ceramic Tile	2% - 5%	8	≥ 374 lbf.	IV	≥ 0.42	A
Artea Stone™	Glazed Porcelain Stoneware	≤ 0.50%	6	≥ 350 lbf.	IV	≥ 0.42	A
Campione™	Glazed Porcelain Stoneware	≤ 0.50%	7	≥ 418 lbf.	IV	≥ 0.42	A
Caicos™	Glass Mosaics	≤ 0.50%	5.5	N/A	I	N/A	A
Catwalk™	Glass Mosaics	≤ 0.50%	6	N/A	I	N/A	A
Crystal Stone™	Glass/Stone Mosaics	2% - 5%	6	N/A	III	< 0.42	A
Crystal Stone II™	Glass/Stone Mosaics	2% - 5%	5	N/A	III	< 0.42	A
Divine Woods™	Decorative Accents	0.5% - 2.0%	5	N/A	I	N/A	B
Essentials™	Glazed Porcelain Stoneware	≤ 0.50%	7	≥ 414 lbf.	IV	≥ 0.42	B
EvolutionStone™	ColorBody™ Double Loaded Porcelain Stoneware Rectified Digital Print Technique	≤ 0.50%	7	≥ 850 lbf.	IV	≥ 0.42	A
Fontanella™	ColorBody™ Porcelain Stoneware Rectified 3d Printing Technique	≤ 0.50%	7.5	≥ 745 lbf.	IV	≥ 0.42	A
Harmony™	ColorBody™ Porcelain Stoneware Rectified 3d Printing Technique	≤ 0.50%	6.5	≥ 491 lbf.	III	≥ 0.42	A
Imperial Slate™	Glazed Ceramic Tile	2% - 5%	7	≥ 370 lbf.	IV	≥ 0.42	A
Knoxwood™	Glazed Porcelain Stoneware 3d Printing Technique	<0.50%	8	> 275 lbs.	III	≥ 0.42	Resistant
Livigno™	Glazed Ceramic Tile	2% - 5%	6.5	≥ 385 lbf.	IV	< 0.42	A
Lounge14™	ColorBody™ Porcelain Stoneware Rectified 3d Printing Technique	≤ 0.50%	7.5	≥ 696 lbf.	IV	≥ 0.42	A
Metal Mania™	Decorative Accents	0.5% - 3.0%	5	N/A	I	N/A	B
Middleton Square™	Glazed Ceramic Wall Tile	< 20.00%	4-6	120-230 lbs.	N/A	N/A	Resistant
Midpark Mosaics™	Glazed Porcelain & Stone Mosaics	< 0.50%	4	> 200 lbs.	N/A	N/A	Resistant
Monolith™	ColorBody™ Double Loaded Porcelain Stoneware Rectified	≤ 0.50%	8	≥ 950 lbf.	IV	≥ 0.42	A
Oxford™	Beveled White Body Wall Tile	7% - 20%	5.5	≥ 167 lbf.	I	N/A	B

	Technology	Moisture Absorption	Scratch Resistance	Breaking Strength	Abrasion Resistance	D.C.O.F (Wet)	Chemical Resistance
ANSI Standard		≤ 0.50%	MOHS 1-10	≥ 250 lbf.	Class I - Class IV	As Reported	Class A - Class E
Perseo™	Glazed Porcelain Stoneware Rectified 3d Printing Technique	≤ 0.50%	5.5	≥ 886 lbf.	II	< 0.42	C
Preservation™	ColorBody™ Porcelain Stoneware Rectified 3d Printing Technique	≤ 0.50%	8	≥ 275 lbf.	III & IV	≥ 0.42	Resistant
Province™	Glazed Ceramic Tile	2% - 5%	7	≥ 385 lbf.	IV	≥ 0.42	A
Romance Collection™	Decorative Accents	2% - 5%	5	N/A	I	N/A	D
Romancing the Stone™	Decorative Accents	2% - 5%	5	N/A	I	N/A	C
San Savino™	Glazed Porcelain Stoneware 3d Printing Technique	≤ 0.50%	7.5	≥ 722 lbf.	IV	≥ 0.42	A
Saturnia™	Glazed Porcelain Stoneware	≤ 0.50%	6	≥ 300 lbf.	IV	≥ 0.42	B
Silk™	Glazed Porcelain Stoneware 3d Printing Technique	≤ 0.50%	6.5	≥ 502 lbf.	IV	≥ 0.42	B
SistemA™	ColorBody™ Crystallized Porcelain Stoneware Rectified	≤ 0.50%	6	≥ 1144 lbf.	IV	≥ 0.42	A
SistemC™	Glazed Ceramic Wall Tile	7% - 20%	5.5	≥ 185 lbf.	II	N/A	B
SistemN™	Unglazed Double Loaded Porcelain Stoneware Rectified	≤ 0.50%	6	≥ 818 lbf.	IV	≥ 0.42	B
SistemT™ Cromie	Unglazed Through Body Porcelain Stoneware	≤ 0.50%	7	≥ 456 lbf.	V	≥ 0.42	A
SistemT™ Graniti	Unglazed Through Body Porcelain Stoneware	≤ 0.50%	7	≥ 517 lbf.	IV	≥ 0.42	A
Soho™	ColorBody™ Porcelain Stoneware Rectified	≤ 0.50%	7	≥ 1035 lbf.	IV	≥ 0.42	A
Stone Age™	Glazed Ceramic Tile	2% - 5%	7	≥ 385 lbf.	IV	≥ 0.42	A
StudioM™	Paper Face Mounted Glass Mosaic	≤ 0.50%	6	N/A	I	N/A	A
Summerville™	Glazed Porcelain Stoneware 3d Printing Technique	< 0.50%	8	> 275 lbf.	IV	≥ 0.42	Resistant
Timeless Collection	ColorBody™ Porcelain Stoneware Rectified 3d Printing Technique	≤ 0.50%	7	≥ 416 lbf.	IV	≥ 0.42	A
Tosca™	Glazed Porcelain Stoneware	≤ 0.50%	6	≥ 492 lbf.	IV	< 0.42	A
Treverk™	ColorBody™ Porcelain Stoneware Rectified Digital Print Technology	≤ 0.50%	6.5	≥ 891 lbf.	IV	≥ 0.42	A
Treverkchic™	ColorBody™ Porcelain Stoneware Rectified 3d Printing Technique	≤ 0.50%	6	≥ 1005 lbf.	IV	≥ 0.42	A
Vesale Stone™	Glazed Porcelain Stoneware	≤ 0.50%	7	≥ 500 lbf.	IV	≥ 0.42	A
Walnut Canyon™	ColorBody™ Porcelain Stoneware	≤ 0.50%	7	≥ 429 lbf.	IV	≥ 0.42	A

PACKAGING INFORMATION

AMERICAN ESTATES™	Sizes	Carton Pcs	Carton Sq. Ft.	Carton Weight (lbs.)	Cartons Per Pallet	Pallet Sq. Ft.	Pallet Weight (lbs.)	Tile Thickness
Floor Tile	6" x 36" R	9	12.75	63	39	497.25	2512	3/8" (10mm)
Floor Tile	9" x 36" R	6	13.01	63	36	468.36	2323	3/8" (10mm)

ARCHAEOLOGY™	Sizes	Carton Pcs	Carton Sq. Ft.	Carton Weight (lbs.)	Cartons Per Pallet	Pallet Sq. Ft.	Pallet Weight (lbs.)	Tile Thickness
Modular Tile	6-1/2" x 6-1/2"	32	9.38	42	51	478.38	2142	7/16" (10.5mm)
Modular Tile	6-1/2" x 13"	16	9.46	42	51	482.46	2142	7/16" (10.5mm)
Modular Tile	13" x 13"	13	15.52	73	38	589.76	2774	7/16" (10.5mm)
Floor Tile	20" x 20"	6	16.15	79	24	387.60	1896	7/16" (11mm)
Floor Tile	12" x 24"	5	9.69	50	40	387.60	2000	7/16" (11mm)
Mosaic - Square 3"x3"	13" x 13"	10		39				Compatible
Pinwheel Mosaic	13" x 13"	10		39				Compatible
Strip Mosaic	12" x 12"	10		39				Compatible
Bullnose	3" x 13"	20		21				Compatible

ARCTIC BAY™	Sizes	Carton Pcs	Carton Sq. Ft.	Carton Weight (lbs.)	Cartons Per Pallet	Pallet Sq. Ft.	Pallet Weight (lbs.)	Tile Thickness
Modular Tile	6" x 6"	40	9.69	35	80	775.20	2800	5/16" (8.3mm)
Modular Tile	12" x 12"	15	14.53	50	48	697.44	2400	5/16" (8.3mm)
Floor Tile	18" x 18"	7	15.26	63	32	488.32	2016	3/8" (9.5mm)
Bullnose	3" x 12"	20		21				Compatible

ARTEA STONE™	Sizes	Carton Pcs	Carton Sq. Ft.	Carton Weight (lbs.)	Cartons Per Pallet	Pallet Sq. Ft.	Pallet Weight (lbs.)	Tile Thickness
Modular Tile	6-1/2" x 6-1/2"	36	10.55	42	51	538.05	2142	7/16" (10.5mm)
Modular Tile	6-1/2" x 13"	18	10.65	42	51	543.15	2142	7/16" (10.5mm)
Modular Tile	13" x 13"	15	17.90	73	38	680.20	2774	7/16" (10.5mm)
Floor Tile	20" x 20"	6	16.15	79	24	387.60	1896	7/16" (11mm)
Sanitary Cove Base	6" x 8"	24		24				Compatible
Sanitary Cove Base In Angle	1" x 6"	6		1				Compatible
Sanitary Cove Base Out Angle	1" x 6"	6		1				Compatible
Bullnose	3" x 13"	20		21				Compatible

CAMPIONE™	Sizes	Carton Pcs	Carton Sq. Ft.	Carton Weight (lbs.)	Cartons Per Pallet	Pallet Sq. Ft.	Pallet Weight (lbs.)	Tile Thickness
Modular Tile	3-1/4" x 6-1/2"	72	10.55	42	51	538.05	2142	5/16" (8.5mm)
Modular Tile	6-1/2" x 6-1/2"	36	10.55	42	51	538.05	2142	5/16" (8.5mm)
Modular Tile	13" x 13"	15	17.91	73	38	680.58	2774	5/16" (8.5mm)
Floor Tile	20" x 20"	6	16.15	79	24	387.60	1896	7/16" (10.5mm)
Mosaic - Octagon 2"x2"	13" x 13"	10		39				Compatible
Bullnose	3" x 13"	20		21				Compatible

CAICOS™	Sizes	Carton Pcs	Carton Sq. Ft.	Carton Weight (lbs.)	Cartons Per Pallet	Pallet Sq. Ft.	Pallet Weight (lbs.)	Tile Thickness
Mosaic	12-1/2" x 13"	10	11.41	29				1/4" (7mm)

CATWALK™	Sizes	Carton Pcs	Carton Sq. Ft.	Carton Weight (lbs.)	Cartons Per Pallet	Pallet Sq. Ft.	Pallet Weight (lbs.)	Tile Thickness
Random Mosaic	12" x 12"	10	10.00	13				1/8" (3mm)

CRYSTAL STONE™	Sizes	Carton Pcs	Carton Sq. Ft.	Carton Weight (lbs.)	Cartons Per Pallet	Pallet Sq. Ft.	Pallet Weight (lbs.)	Tile Thickness
Mosaic	12" x 12"	6	5.81	20				5/16" (8.5mm)

CRYSTAL STONE II™	Sizes	Carton Pcs	Carton Sq. Ft.	Carton Weight (lbs.)	Cartons Per Pallet	Pallet Sq. Ft.	Pallet Weight (lbs.)	Tile Thickness
Mosaic	12" x 12"	6	5.81	21				Compatible

DIVINE WOODS™	Sizes	Carton Pcs	Carton Sq. Ft.	Carton Weight (lbs.)	Cartons Per Pallet	Pallet Sq. Ft.	Pallet Weight (lbs.)	Tile Thickness
Chair Rail	2-1/2" x 13"	11		15				Compatible
Pencil Liner	1/2" x 13"	12		4				Compatible
Bamboo Liner	1-5/8" x 13"	10		5				Compatible
Rectangle Liner	2" x 13"	18		13				Compatible
Criss-Cross Liner	2-9/16" x 13"	15		16				Compatible

ESSENTIALS™	Sizes	Carton Pcs	Carton Sq. Ft.	Carton Weight (lbs.)	Cartons Per Pallet	Pallet Sq. Ft.	Pallet Weight (lbs.)	Tile Thickness
Floor Tile	12" x 24"	6	11.63	57	40	465.20	2324	3/8" (10 mm)
Mosaic - Brick 2"x4"	12" x 12"	10		45				Compatible
Cove Base	6" x 12"	12		26				Compatible
Cove Base In Angle	1" x 6"	6		2				Compatible
Cove Base Out Angle	1" x 6"	6		2				Compatible
Bullnose	3" x 12"	20		24				Compatible

EVOLUTION STONE™	Sizes	Carton Pcs	Carton Sq. Ft.	Carton Weight (lbs.)	Cartons Per Pallet	Pallet Sq. Ft.	Pallet Weight (lbs.)	Tile Thickness
Floor Tile	12" x 24" R	5	9.69	49	48	465.12	2308	7/16" (10.5mm)
Floor Tile	24" x 24" R	3	11.63	57	40	465.00	2258	7/16" (10.5mm)
Floor Tile	24" x 48" R	2	15.50	79	30	465.00	2337	7/16" (10.5mm)
Random Strip Mosaic - Matte	12" x 12"	4		19				Compatible
Strip Mosaic - Matte	12" x 24"	4		39				Compatible
Bullnose	2-3/4" x 24"	13		31				Compatible

FONTANELLA™	Sizes	Carton Pcs	Carton Sq. Ft.	Carton Weight (lbs.)	Cartons Per Pallet	Pallet Sq. Ft.	Pallet Weight (lbs.)	Tile Thickness
Floor Tile	20" x 20" R	6	15.96	79	24	383.04	1896	3/8" (10mm)
Floor Tile	18" x 36" R	3	12.90	63	33	425.70	2134	3/8" (10mm)

PACKAGING INFORMATION

HARMONY™	Sizes	Carton Pcs	Carton Sq. Ft.	Carton Weight (lbs.)	Cartons Per Pallet	Pallet Sq. Ft.	Pallet Weight (lbs.)	Tile Thickness
Floor Tile	6" x 36" R	9	12.75	63	39	497.25	2512	3/8" (10mm)
Floor Tile	9" x 36" R	6	13.01	63	36	468.36	2323	3/8" (10mm)

IMPERIAL SLATE™	Sizes	Carton Pcs	Carton Sq. Ft.	Carton Weight (lbs.)	Cartons Per Pallet	Pallet Sq. Ft.	Pallet Weight (lbs.)	Tile Thickness
Modular Tile	6" x 6"	40	9.70	35	80	776.00	2800	5/16" (8.5mm)
Modular Tile	12" x 12"	15	14.53	50	48	697.44	2400	5/16" (8.5mm)
Floor Tile	16" x 16"	8	13.78	54	32	440.96	1728	3/8" (9mm)
Mosaic - Square 2"x2"	12" x 12"	10		39				Compatible
Bullnose	3" x 12"	20		21				Compatible

KNOXWOOD™	Sizes	Carton Pcs	Carton Sq. Ft.	Carton Weight (lbs.)	Cartons Per Pallet	Pallet Sq. Ft.	Pallet Weight (lbs.)	Tile Thickness
Floor Tile	6" x 24"	15	14.53	57.97	32	464.96	1855	5/16" (8mm)

LIVIGNO™	Sizes	Carton Pcs	Carton Sq. Ft.	Carton Weight (lbs.)	Cartons Per Pallet	Pallet Sq. Ft.	Pallet Weight (lbs.)	Tile Thickness
Floor Tile	12" x 12"	15	14.53	50	48	697.44	2400	5/16" (8mm)
Floor Tile	18" x 18"	8	17.44	66	32	558.08	2156	3/8" (9mm)
Mosaic - Square 2"x2"	12" x 12"	10		39				Compatible
Bullnose	3" x 12"	20		21				Compatible

LOUNGE14™	Sizes	Carton Pcs	Carton Sq. Ft.	Carton Weight (lbs.)	Cartons Per Pallet	Pallet Sq. Ft.	Pallet Weight (lbs.)	Tile Thickness
Floor Tile	12" x 24" R	5	9.51	50	40	380.40	2000	3/8" (10mm)
Floor Tile	9" x 36" R	6	13.01	63	36	468.36	2323	3/8" (10mm)
Floor Tile	18" x 36" R	3	12.90	63	33	425.70	2134	3/8" (10mm)
Decorative Inlay	12" x 24" R	5		50	40		2000	Compatible
Strip Mosaic	12" x 24"	4		41				Compatible
Mosaic - Square 2"x2"	12" x 12"	10		39				Compatible
Cove Base	6" x 12"	12		26				Compatible
Cove Base Out Angle	1" x 6"	6		2				Compatible
Bullnose	3" x 24"	15		25				Compatible

METAL MANIA™	Sizes	Carton Pcs	Carton Sq. Ft.	Carton Weight (lbs.)	Cartons Per Pallet	Pallet Sq. Ft.	Pallet Weight (lbs.)	Tile Thickness
Chair Rail	1-7/8" x 13"	10		11				Compatible
Pencil Liner	5/8" x 13"	10		3				Compatible
Ridged Liner	9/16" x 13"	10		2				Compatible
Wave Liner	3/4" x 13"	10		3				Compatible
Link Liner	9/16" x 13"	10		2				Compatible
Dot Liner	1-7/8" x 13"	10		7				Compatible

MIDDLETON SQUARE™	Sizes	Carton Pcs	Carton Sq. Ft.	Carton Weight (lbs.)	Cartons Per Pallet	Pallet Sq. Ft.	Pallet Weight (lbs.)	Tile Thickness
Wall Tile	4-1/4" x 12-7/8"	28	10.64	30	60	638.40	1774	5/16" (8mm)
Bullnose	4-1/4" x 12-7/8"	28		30	60		1774	5/16" (8mm)

MIDPARK MOSAICS™	Sizes	Carton Pcs	Carton Sq. Ft.	Carton Weight (lbs.)	Cartons Per Pallet	Pallet Sq. Ft.	Pallet Weight (lbs.)	Tile Thickness
Mosaic - Trapezoid 1"xRandom	12" x 12"	10	10.30	30	72	741.60	2200	5/16" (8mm)
Mosaic - Rectangle 3"xRandom	13" x 12"	10	9.80	30	72	705.60	2459	5/16" (8mm)
Mosaic - Square 2"xRandom	13" x 13"	10	11.10	42	72	799.20	2835	5/16" (8mm)

MONOLITH™	Sizes	Carton Pcs	Carton Sq. Ft.	Carton Weight (lbs.)	Cartons Per Pallet	Pallet Sq. Ft.	Pallet Weight (lbs.)	Tile Thickness
Modular Tile	12" x 24" R	5	9.69	49	48	465.12	2330	7/16" (10.5mm)
Modular Tile	24" x 24" R	3	11.63	59	40	465.00	2324	7/16" (10.5mm)
Modular Tile	24" x 48" R	2	15.50	76	30	465.00	2253	7/16" (10.5mm)
3D Mosaic	12" x 24"	4		39				Compatible
Strip Mesh Mosaic	12" x 24"	4		39				Compatible
Bullnose	4" x 24"	13		39				Compatible

OXFORD™	Sizes	Carton Pcs	Carton Sq. Ft.	Carton Weight (lbs.)	Cartons Per Pallet	Pallet Sq. Ft.	Pallet Weight (lbs.)	Tile Thickness
Wall Tile	5" x 15"	24	12.17	42	54	657.18	2268	1/4" (7mm)
Wall Tile	10" x 15"	12	12.27	42	54	662.58	2268	1/4" (7mm)
Mosaic	12" x 12"	4		18				Compatible
Finishing Rail	5" x 15"	4		7				Compatible
Corner Angle	5" x 1"	4		1				Compatible

PERSEO™	Sizes	Carton Pcs	Carton Sq. Ft.	Carton Weight (lbs.)	Cartons Per Pallet	Pallet Sq. Ft.	Pallet Weight (lbs.)	Tile Thickness
Floor Tile	24" x 24" R	3	11.63	61	40	465.20	2440	7/16" (10.5 mm)

PRESERVATION™	Sizes	Carton Pcs	Carton Sq. Ft.	Carton Weight (lbs.)	Cartons Per Pallet	Pallet Sq. Ft.	Pallet Weight (lbs.)	Tile Thickness
Floor Tile	6" x 36" R	9	12.69	63	39	494.91	2457	3/8" (10mm)
Floor Tile	9" x 36" R	6	12.96	63	36	466.56	2268	3/8" (10mm)

PROVINCE™	Sizes	Carton Pcs	Carton Sq. Ft.	Carton Weight (lbs.)	Cartons Per Pallet	Pallet Sq. Ft.	Pallet Weight (lbs.)	Tile Thickness
Floor Tile	12" x 12"	16	15.50	50	48	744.00	2531	5/16" (7.5mm)
Floor Tile	18" x 18"	8	17.44	66	32	558.08	2156	5/16" (8.5mm)
Mosaic - Square 2"x2"	12" x 12"	10		39				Compatible
Bullnose	3" x 12"	20		21				Compatible

PACKAGING INFORMATION

ROMANCE COLLECTION™	Sizes	Carton Pcs	Carton Sq. Ft.	Carton Weight (lbs.)	Cartons Per Pallet	Pallet Sq. Ft.	Pallet Weight (lbs.)	Tile Thickness
Insert	1" x 1"	10		1				Compatible
Insert	2" x 2"	8		1				Compatible
Insert (Floral)	4" x 4"	8		4				Compatible
Insert (Diamond)	4" x 4"	8		2				Compatible
Pencil Liner	1/2" x 13"	10		3				Compatible
Listelli	1" x 13"	10		4				Compatible
Chair Rail	1-1/2" x 13"	10		8				Compatible

ROMANCING THE STONE™	Sizes	Carton Pcs	Carton Sq. Ft.	Carton Weight (lbs.)	Cartons Per Pallet	Pallet Sq. Ft.	Pallet Weight (lbs.)	Tile Thickness
Insert	2" x 2"	8		1				Compatible
Pencil Liner	1/2" x 13"	10		3				Compatible
Chair Rail	1-1/2" x 13"	10		8				Compatible
Listelli	1" x 13"	10		3				Compatible
Renaissance Border	3" x 13"	10		9				Compatible

SAN SAVINO™	Sizes	Carton Pcs	Carton Sq. Ft.	Carton Weight (lbs.)	Cartons Per Pallet	Pallet Sq. Ft.	Pallet Weight (lbs.)	Tile Thickness
Floor Tile	12" x 24"	6	11.63	57	40	465.20	2324	3/8" (10mm)
Floor Tile	20" x 20"	6	16.15	79	24	387.60	1896	3/8" (10mm)
Floor Tile	18" x 36"	3	13.44	63	33	443.52	2134	3/8" (10mm)
Mosaic - Square 2"x2"	12" x 12"	10		39				Compatible
Cove Base	6" x 12"	12		26				Compatible
Cove Base Out Angle	1" x 6"	6		1				Compatible
Bullnose	3" x 12"	20		21				Compatible

SATURNIA™	Sizes	Carton Pcs	Carton Sq. Ft.	Carton Weight (lbs.)	Cartons Per Pallet	Pallet Sq. Ft.	Pallet Weight (lbs.)	Tile Thickness
Floor Tile	13" x 13"	15	17.90	73	38	680.20	2774	7/16" (10.5mm)
Floor Tile	20" x 20"	6	16.15	79	24	387.60	1896	7/16" (11mm)
Mosaic - Square 1"x1"	13" x 13"	10		38				Compatible
Mosaic - Square 2"x2"	13" x 13"	10		45				Compatible
Mosaic - Diamond 1"x2"	13" x 13"	10		38				Compatible
Mosaic - Diamond 2"x3-1/2"	13" x 13"	10		45				Compatible
Insert	4" x 4"	4		3				Compatible
Bullnose	3" x 13"	20		21				Compatible

SILK™	Sizes	Carton Pcs	Carton Sq. Ft.	Carton Weight (lbs.)	Cartons Per Pallet	Pallet Sq. Ft.	Pallet Weight (lbs.)	Tile Thickness
Floor Tile	12" x 24"	6	11.63	57	40	465.20	2324	3/8" (10mm)
Floor Tile	18" x 36"	3	13.44	63	33	443.52	2134	3/8" (10mm)
Floor Tile	20" x 20"	6	16.15	79	24	387.60	1896	3/8" (10mm)
Liner with Glass	5/8" x 12"	9		3				Compatible
Listelli	2" x 12"	6		4				Compatible
Mixed Mosaic	12" x 12"	10		39				Compatible
Mosaic - Square 2"x2"	12" x 12"	10		39				Compatible
Cove Base	6" x 12"	12		26				Compatible
Cove Base In Angle	1" x 6"	6		2				Compatible
Cove Base Out Angle	1" x 6"	6		2				Compatible
Bullnose	4" x 24"	15		47				Compatible

SISTEM A™	Sizes	Carton Pcs	Carton Sq. Ft.	Carton Weight (lbs.)	Cartons Per Pallet	Pallet Sq. Ft.	Pallet Weight (lbs.)	Tile Thickness
Modular Tile	12" x 24" R	5	9.69	49	48	465.12	2330	7/16" (10.5mm)
Modular Tile	24" x 24" R	3	11.63	59	40	465.00	2332	7/16" (10.5mm)
Modular Tile	24" x 48" R	2	15.50	80	30	465.00	2396	7/16" (10.5mm)
Bullnose	3" x 24"	13		44				Compatible

SISTEM C™	Sizes	Carton Pcs	Carton Sq. Ft.	Carton Weight (lbs.)	Cartons Per Pallet	Pallet Sq. Ft.	Pallet Weight (lbs.)	Tile Thickness
Wall Tile	4" x 12"	36	11.63	37	66	767.58	2508	5/16" (7.5mm)
Dimensional Insert	4" x 12"	29	9.36	30				Compatible
Bullnose	4" x 12"	20		21				Compatible

SISTEM N™	Sizes	Carton Pcs	Carton Sq. Ft.	Carton Weight (lbs.)	Cartons Per Pallet	Pallet Sq. Ft.	Pallet Weight (lbs.)	Tile Thickness
Floor Tile - Matte and Rock	4" x 24" R	13	8.40	44	45	378.00	1980	7/16" (10.5mm)
Floor Tile - Matte and Rock	6" x 24" R	8	7.75	40	64	496.00	2560	7/16" (10.5mm)
Floor Tile - Matte and Rock	12" x 24" R	5	9.69	50	48	465.12	2400	7/16" (10.5mm)
Floor Tile - Matte	24" x 24" R	3	11.63	60	40	465.20	2400	7/16" (10.5mm)
Floor Tile - Rock	24" x 24" R	3	11.63	61	40	465.20	2440	7/16" (10.5mm)
Floor Tile - Polished	24" x 24" R	3	11.63	53	40	465.20	2120	7/16" (10.5mm)
Cove Base	6" x 12"	12		26				Compatible
Cove Base In Angle	1" x 6"	6		2				Compatible
Cove Base Out Angle	1" x 6"	6		2				Compatible
Bullnose	3" x 24"	13		29				Compatible

SISTEM T™ CROMIE	Sizes	Carton Pcs	Carton Sq. Ft.	Carton Weight (lbs.)	Cartons Per Pallet	Pallet Sq. Ft.	Pallet Weight (lbs.)	Tile Thickness
Floor Tile - Matte	8" x 8"	30	12.92	48	54	697.68	2592	5/16" (8mm)
Floor Tile - Matte	12" x 12"	15	14.53	58	40	581.20	2320	5/16" (8.5mm)
Floor Tile - Rock	12" x 12"	15	14.53	57	40	581.20	2280	5/16" (8.5mm)
Cove Base	4" x 8"	25		22				Compatible
Cove Base In Angle	1-1/4" x 4"	10		1				Compatible
Cove Base Out Angle	1-1/4" x 4"	10		1				Compatible
Bullnose	4" x 12"	30		37				Compatible

SISTEM T™ GRANITI	Sizes	Carton Pcs	Carton Sq. Ft.	Carton Weight (lbs.)	Cartons Per Pallet	Pallet Sq. Ft.	Pallet Weight (lbs.)	Tile Thickness
Floor Tile - Matte	8" x 8"	30	12.92	48	54	697.68	2592	5/16" (8mm)
Floor Tile - Matte	12" x 12"	15	14.53	59	40	581.20	2360	5/16" (8.5mm)
Floor Tile - Rock	12" x 12"	15	14.53	57	40	581.20	2280	5/16" (8.5mm)
Cove Base	6" x 12"	25		45				Compatible
Cove Base In Angle	1" x 6"	4		2				Compatible
Cove Base Out Angle	1" x 6"	4		2				Compatible
Bullnose	4" x 12"	30		37				Compatible

PACKAGING INFORMATION

SOHO™	Sizes	Carton Pcs	Carton Sq. Ft.	Carton Weight (lbs.)	Cartons Per Pallet	Pallet Sq. Ft.	Pallet Weight (lbs.)	Tile Thickness
Modular Tile	12" x 24" R	5	9.69	48	48	465.12	2323	7/16" (10.5mm)
Modular Tile	24" x 24" R	3	11.63	58	40	465.00	2300	7/16" (10.5mm)
Modular Tile	12" x 48" R	3	11.63	62	20	232.60	1239	7/16" (10.5mm)
Modular Tile	24" x 48" R	2	15.50	80	30	465.00	2407	7/16" (10.5mm)
Fascia	12" x 24"	4		41				Compatible
Decorative Modulo	12" x 12"	4		20				Compatible
Cove Base	6" x 12"	12		26				Compatible
Cove Base In Angle	1" x 6"	6		2				Compatible
Cove Base Out Angle	1" x 6"	6		2				Compatible
Bullnose	4" x 24"	13		39				Compatible

STONE AGE™	Sizes	Carton Pcs	Carton Sq. Ft.	Carton Weight (lbs.)	Cartons Per Pallet	Pallet Sq. Ft.	Pallet Weight (lbs.)	Tile Thickness
Modular Tile	6" x 6"	40	9.69	35	80	775.20	2800	5/16" (8.3mm)
Modular Tile	12" x 12"	15	14.53	50	48	697.44	2400	5/16" (8.3mm)
Floor Tile	18" x 18"	7	15.26	63	32	488.32	2016	3/8" (9.5mm)
Mosaic - Square 2"x2"	12" x 12"	10		39				Compatible
Bullnose	3" x 12"	20		21				Compatible

STUDIO M™	Sizes	Carton Pcs	Carton Sq. Ft.	Carton Weight (lbs.)	Cartons Per Pallet	Pallet Sq. Ft.	Pallet Weight (lbs.)	Tile Thickness
Mosaic - Square 5/8"x 5/8"	13" x 13"	10		29				Compatible
Mosaic - Brick 1-1/4"x 5/8"	13" x 13"	10		29				Compatible

SUMMERVILLE™	Sizes	Carton Pcs	Carton Sq. Ft.	Carton Weight (lbs.)	Cartons Per Pallet	Pallet Sq. Ft.	Pallet Weight (lbs.)	Tile Thickness
Floor Tile	12" x 24"	6	11.64	57	40	465.60	2280	3/8" (10mm)
Floor Tile	20" x 20"	6	16.14	79	24	387.36	1896	3/8" (10mm)
Floor Tile	18" x 36"	3	13.08	63	33	431.64	2079	3/8" (10mm)
Mosaic - Square 2"x2"	12" x 12"	10	10.00	24				1/4" (6mm)
Mosaic - Herringbone 2"x4"	14" x 12"	12	8.04	18				1/4" (6mm)
Bullnose	3" x 24"	15		49				3/8" (10mm)

TIMELESS COLLECTION™	Sizes	Carton Pcs	Carton Sq. Ft.	Carton Weight (lbs.)	Cartons Per Pallet	Pallet Sq. Ft.	Pallet Weight (lbs.)	Tile Thickness
Modular Tile	3-1/4" x 6-1/2" R	72	10.22	42	51	521.22	2142	5/16" (8.5mm)
Modular Tile	13" x 13" R	15	17.43	67	38	662.34	2546	5/16" (8.5mm)
Floor Tile	12" x 24" R	5	9.51	50	40	380.40	2000	7/16" (11mm)
Floor Tile	20" x 20" R	6	15.96	79	24	383.04	1896	7/16" (11mm)
Floor Tile	18" x 36" R	3	12.90	63	33	425.70	2134	3/8" (10mm)
Mosaic - Hexagon 1-3/4"x 1-1/2"	13" x 13"	10		39				Compatible
Bullnose	3" x 13"	20		21				Compatible

TOSCA™	Sizes	Carton Pcs	Carton Sq. Ft.	Carton Weight (lbs.)	Cartons Per Pallet	Pallet Sq. Ft.	Pallet Weight (lbs.)	Tile Thickness
Modular Tile	6-1/2" x 6-1/2"	36	10.55	42	51	538.05	2142	7/16" (10.5mm)
Modular Tile	6-1/2" x 13"	18	10.65	42	51	543.15	2142	7/16" (10.5mm)
Modular Tile	13" x 13"	15	17.90	73	38	680.20	2774	7/16" (10.5mm)
Floor Tile	20" x 20"	6	16.15	79	24	387.60	1896	7/16" (10.5mm)
Listelli	1-1/4" x 13"	6		2				Compatible
Bullnose	3" x 13"	20		21				Compatible

TREVERK™	Sizes	Carton Pcs	Carton Sq. Ft.	Carton Weight (lbs.)	Cartons Per Pallet	Pallet Sq. Ft.	Pallet Weight (lbs.)	Tile Thickness
Floor Tile	6" x 48" R	6	11.63	58	22	255.86	1286	7/16" (10.5mm)
Floor Tile	8" x 48" R	3	7.75	38	40	310.00	1539	7/16" (10.5mm)
Floor Tile	12" x 48" R	3	11.63	59	20	232.60	1181	7/16" (10.5mm)
Mosaic	12" x 12"	4		18				Compatible
Decoro Mox	12" x 24"	4		44				Compatible

TREVERKCHIC™	Sizes	Carton Pcs	Carton Sq. Ft.	Carton Weight (lbs.)	Cartons Per Pallet	Pallet Sq. Ft.	Pallet Weight (lbs.)	Tile Thickness
Floor Tile	6" x 48" R	6	11.63	58	24	279.12	1392	3/8" (10mm)
Floor Tile	8" x 48" R	3	7.75	40	40	310.00	1600	3/8" (10mm)
Floor Tile	12" x 48" R	3	11.60	60	20	232.60	1200	3/8" (10mm)

VESALE STONE™	Sizes	Carton Pcs	Carton Sq. Ft.	Carton Weight (lbs.)	Cartons Per Pallet	Pallet Sq. Ft.	Pallet Weight (lbs.)	Tile Thickness
Modular Tile	6-1/2" x 6-1/2"	36	10.55	42	51	538.05	2142	3/8" (10mm)
Modular Tile	13" x 13"	15	17.90	73	38	680.20	2774	3/8" (10mm)
Floor Tile	10" x 20" R	10	13.46	64	28	376.88	1792	7/16" (10.5mm)
Floor Tile	20" x 20"	6	16.15	79	24	387.60	1896	7/16" (10.5mm)
Mosaic - Square 1"x1"	13" x 13"	10		33				Compatible
Mosaic - Square 2"x2"	13" x 13"	10		39				Compatible
Mosaic - Diamond 2"x3-1/2"	13" x 13"	10		45				Compatible
Bullnose	3" x 13"	20		22				Compatible

WALNUT CANYON™	Sizes	Carton Pcs	Carton Sq. Ft.	Carton Weight (lbs.)	Cartons Per Pallet	Pallet Sq. Ft.	Pallet Weight (lbs.)	Tile Thickness
Modular Tile	6-1/2" x 6-1/2"	36	10.55	42	51	538.05	2142	5/16" (8.5mm)
Modular Tile	13" x 13"	15	17.90	73	38	680.20	2774	5/16" (8.5mm)
Floor Tile	20" x 20"	6	16.15	79	24	387.60	1896	7/16" (11mm)
Mosaic - Square 2"x2"	13" x 13"	10		39				Compatible
Mosaic - Brick 2"x4"	13" x 13"	10		45				Compatible
Cove Base	6" x 13"	12		26				Compatible
Cove Base In Angle	1" x 6"	6		2				Compatible
Cove Base Out Angle	1" x 6"	6		2				Compatible
Bullnose	3" x 13"	20		21				Compatible

INSTALLATION

PRE-INSTALLATION PREPARATION

Prior to installing any ceramic or porcelain tiles, please refer to written guidelines detailed in the current TCNA Handbook for Ceramic, Glass and Stone Tile Installation. Marazzi does not directly recommend or certify ceramic tile contractors. The NTCA (National Tile Contractors Association) offers a multi-tiered program for certification of tile contractors:

- CTI – Certified Tile Installer
- ACT – Advanced Certified Tile Installer
- 5 Star Contractor

SPECIAL GROUTING SITUATIONS

Before grouting any Marazzi product, regardless of the grout color chosen, we strongly recommend that a test spot be done by the contractor to determine if the grout pigment will contaminate the surface of the tile. Special care should be taken when light colored tiles are to be grouted with a contrasting dark grout. If no grout discoloration occurs, the installer can proceed with grouting. If the grout discolors the surface of the tile, Marazzi recommends that the tile be treated with a grout release agent similar to Aqua Mix's or Miracle Sealants' recommended products.

USE OF GROUT RELEASE AGENT (i.e., Archaeology)

A grout release agent is highly recommended when installing this series. You may find it beneficial to use a "grout cleaning tub system" for highly effective cleanup during the grouting process.

ADDITIONAL GROUTING PROCESSES

To ensure the best outcome, limit the area to be grouted to a reasonable working space. We recommend grouting a maximum of 10 square feet at one time so the excess grouting compound can be easily removed. Clean the surface of the tile two to three times before the grout is allowed to dry.

INITIAL CLEANING OF INSTALLATION

The single most important step for future daily maintenance involves the complete removal of grout and construction dirt after products have been installed. Marazzi tiles can be cleaned successfully by scrubbing the installation with hot water and a Ph neutral liquid cleaner (soapless), followed by a thorough rinsing, then removing the rinse water with a wet vacuum or dry toweling. If some residue remains further cleaning will need to be done in consultation with the grout manufacturer. For more aggressive cleaning, floor scrubbing machines equipped with nylon pads or brushes should be used. Wet vacuuming of the suspended dirt and grout is recommended.

MAINTENANCE GUIDELINES

GENERAL CLEANING

Tile, whether glazed ceramic or porcelain, should be maintained on a regular and frequent basis to prevent build-up of soil, grease, residue, soap detergents, sealers, dampness, liquids, etc., to keep the surface clean and lessen slippery conditions.

Glazed ceramic and porcelain tiles require minimal maintenance. Either can be cleaned with clear water and/or a Ph neutral liquid cleaner (soapless). Follow with a clear water rinse and wipe dry to prevent film formation. As with most porcelains, spilled liquids may stain light-colored products if not promptly removed. Neither sealing nor acid cleaning is recommended for any of Marazzi's glazed ceramic or porcelain tile.

SPECIAL CLEANING SITUATIONS

HEAVILY TEXTURED TILE

Supplies

- Wash Group - one five-gallon plastic pail, one deck brush (10 inches wide with two inch bristles) and one mop (synthetic, not cotton)
- Rinse Group - a standard mop bucket with a mop wringer and one mop (synthetic, not cotton)

Procedures

- Fill the five gallon Wash Group pail with hot water and Ph neutral liquid cleaner (soapless) in concentrations according to manufacturer's recommendations. Half-fill the Rinse Group mop bucket with clear hot water.
- Immerse the Wash Group mop in the five gallon pail of cleaner solution. Working in ten foot by ten foot sections, spread the cleaner solution to cover the ten square foot section. Scrub well with the deck brush.
- Following the scrubbing, rinse the area with the mop and water from the Rinse Group. Proceed to the next ten square foot area and repeat these procedures until the floor is cleaned, changing both the wash solution and rinse water frequently as they become dirty.

POLISHED TILE (i.e. Perseo™)

A polished porcelain surface is unique. Care should be taken to avoid surface contact with any acidic products. These products may include, but are not limited to the following: beer, wine, sodas, citric acids (lemons, grapefruits, oranges, etc.), tomatoes, vinegar, and pet urine. Additionally, Marazzi does not recommend acid cleaning/washing for any glazed porcelain tile.

GLASS TILE

(i.e. Caicos™, Catwalk™, Crystal Stone™, Crystal Stone II™, StudioM™)

Use a glass cleaner and a soft, lint-free cloth for cleaning glass tile. To remove soap scum or water deposits a minimally abrasive cleanser and soft bristle brush can be used.

METALLIC / COMPRESSED STONE TILE

(i.e. Divine Woods™, Metal Mania™, Romance Collection™, Romancing the Stone™)

Clean regularly with clear water and/or neutral (soapless) cleaner; wipe dry with soft cloth. Do not use sandpaper, steel wool, scouring pads or any other abrasive materials.

MARAZZI 1-YEAR LIMITED WARRANTY

Marazzi warrants that manufactured products will be free from defect for a period of one-year from date of purchase. Defect is defined as a shortfall in the product to perform to Marazzi specifications as disclosed in product literature, within industry allowable tolerances as set forth in standard, national industry protocols. Marazzi provides detailed information in its product literature regarding appropriate tile and stone applications. Failure to comply with recommended applications voids this warranty. THIS ONE-YEAR EXPRESS WARRANTY IS THE SOLE WARRANTY EXTENDED AND REPLACES ANY STATUTORY WARRANTIES TO THE MAXIMUM EXTENT ALLOWABLE BY LAW.

IMPLIED WARRANTY OF FITNESS FOR A PARTICULAR PURPOSE

Marazzi provides detailed information in its product literature regarding appropriate tile and stone applications. Failure to comply with recommended applications voids this warranty. There are no warranties extended beyond the description on the face hereof.

IMPLIED WARRANTIES LIMITED IN DURATION AND SCOPE

The Federal Magnuson-Moss Warranty Act limits disclaimers of implied warranties involving consumer products. To the maximum extent allowable by federal and state law, this warranty supplements or supersedes federal and state consumer goods warranty protections. There are no warranties extended beyond the description on the face hereof.

ADDITIONAL EXCLUSIONS

All warranty claims must be reported immediately. Failure to report any warranty claim within 30 days of defect discovery will void this warranty. All products must be inspected prior to installation. Installation of products with visual defects or nonconformities apparent prior to installation voids this warranty.

Customer misuse including negligence, physical, or chemical abuse is not covered by this warranty. Installation defects are not covered by this warranty.

Tile is subject to variation in technical specifications, including DCOF, due to inherent variability in the raw materials and production process. Express technical specifications are not guarantees of minimum or maximum thresholds of performance. Tile containing abrasives create a rough surface, creating cleaning challenges because dirt and other contaminants lodge in the surface. Extra attention is necessary to assure contaminants are removed promptly. Unless specifically stated otherwise, tile recommended for floor or wall applications refers to interior applications only. Marazzi does not recommend its products for use on ceilings or roofs, unless specifically disclosed as being suitable for ceilings or roofs in product literature. Local building codes may dictate minimum tile performance specifications. Marazzi does not warrant product installations that violate building codes.

Natural stone products are mined and cut from natural formations. Because these products are not subject to a manufacturing process, quality warranties are limited to the specified representations in product literature and guidelines established by the Marble Institute of America. Marazzi does not warrant natural stone products for shade, size, thickness, warping, cleft variations, surface finish variations, or other natural variances on stone products.

Photographic color images may not be an exact product match. Product samples are representative only and may not be an exact match to supplied materials due to variations in batch manufacturing or naturally occurring stone. Supplied materials may have slight differences in color, shade, and/or surface appearance.

REMEDY LIMITATION & DISCLAIMER

If a defect in materials or workmanship is discovered within the one-year period, Marazzi will either refund the price of the product or provide a replacement product after a reasonable number of attempts to remedy product defects. Buyer's remedy is limited to replacement or repair of the defective product. No consequential (including, but not limited to, lost profits) or incidental damages are recoverable. Marazzi disclaims all express warranties not contained in this limited express warranty.

No person has authority to make representations other than those in this writing. Any representations made in connection with the sale of this product that differs from the terms of this warranty are not valid and should be brought to the attention of a Marazzi authorized representative immediately.

LEGAL NOTICE: WARNING -- Tile and installation products contain chemicals known to the state of California to cause cancer, birth defects, reproductive harm, respiratory harm or other health problems. For more product-specific information on chemical content, obtain an SDS at www.marazzitile.com

TO MAKE A CLAIM:

1. The original purchaser must notify a Marazzi authorized representative in writing within 30 days of the discovery of any defect.
2. After notification, Marazzi or an authorized representative will inspect and/or test the product for defect and complete a Product Claim Action Form. No claim will be honored without product inspection by Marazzi or an authorized representative.
3. Upon determination that the product defect claim is valid, Marazzi will notify the purchaser in writing. Marazzi reserves the right to repair, replace or refund the originally-purchased product, at its sole discretion.

Ottanta

80 YEARS OF

MARAZZI 


MARAZZI 

DARE TO BE BOLD™

7834 C.F. Hawn Freeway
Dallas, Texas 75217

www.marazzitile.com
contact@marazzitile.com

©2015 Marazzi | 08.15 | MZCAT15 Residential & Commercial Catalog



SCAN QR CODE
FOR PRODUCT
INFORMATION